



功能阀系列简述 <i>Brief Introduction Of Function Valve Series</i>	01
--	----

压力调节阀系列 **Pressure Regulating Valve Series**

入口压力调节阀 <i>IPRV</i>	03
<i>Inlet Pressure Regulating Valve IPRV Type</i>	
入口压力调节阀 (电磁强关) <i>IPRV-1C</i>	04
<i>Inlet Pressure Regulating Valve (Solenoid Forced Close) IPRV-1C Type</i>	
入口压力调节阀 (电磁强开) <i>IPRV-1N</i>	05
<i>Inlet Pressure Regulating Valve (Solenoid Forced Open) IPRV-1N Type</i>	
出口压力调节阀 <i>OPRV</i>	06
<i>Outlet Pressure Regulating Valve OPRV Type</i>	
出口压力调节阀 (电磁强开) <i>OPRV-1N</i>	07
<i>Outlet Pressure Regulating Valve(Solenoid Forced Open OPRV-1N)</i>	
压差调节阀 <i>DPAV</i>	08
<i>Differential Pressure Regulating Valve DPAV Type</i>	
压差调节阀 (电磁全开) <i>DPAV-1N</i>	09
<i>Differential Pressure Regulating Valve(Solenoid Fully Open) DPAV-1N Type</i>	

气动阀系列 **Gas Powered Valve Series**

气动电磁阀 <i>DGPV</i>	10
<i>Gas Powered Solenoid Valve DGPV Type</i>	
两步开启气动阀 (常闭) <i>DGPV-2C</i>	11
<i>Two-Steps Open Gas Power Valve(Normally Close)DGPV-2C Type</i>	
两步开启气动阀 (常开) <i>DGPV-2N</i>	12
<i>Two-Steps Open Gas Power Valve(Normally Open) DGPV-2N Type</i>	

电磁阀系列 **Solenoid Valve**

电磁阀 <i>DGSV</i>	13
<i>Solenoid Valve DGSV Type</i>	
两步开启电磁阀 <i>DGSV-2C</i>	14
<i>Two-Steps Open Solenoid Valve DGSV-2C Type</i>	
电磁阀 (铜) <i>DEVSC</i>	15
<i>Solenoid Valve(Copper) DEVSC Type</i>	
电磁阀 (钢) <i>DEVS</i>	16
<i>Solenoid Valve(Steel) DEVS Type</i>	

手动阀PS60系列 Manual Operation Valve PS60 Series

截止阀 SVD	17
<i>Stop Valve SVD Type</i>	
节流阀 TVD	18
<i>Regulating Valve TVD Type</i>	
止回阀 CVD	19
<i>Check Valve CVD Type</i>	
截止止回阀 SCV	20
<i>Stop Check Valve SCV Type</i>	
过滤器 FVD	21
<i>Filter FVD Type</i>	

手动阀PN63系列 Manual Operation Valve PN63 Series

截止阀 SVD-H	22
<i>Stop Valve SVD-H Type</i>	
节流阀 TVD-H	23
<i>Regulating Valve TVD-H Type</i>	
止回阀 CVD-H	24
<i>Check Valve CVD-H Type</i>	
截止止回阀 SCV-H	25
<i>Stop Check Valve SCV-H Type</i>	
过滤器 FVD-H	26
<i>Filter FVD-H Type</i>	
不锈钢截止阀 SSVD	27
<i>Stainless Steel Type Stop Valve SSVD</i>	

化霜三通阀DSV3系列 Defrosting Three-way Valve DSV3 Series

电动阀DFMV系列 Motor Valve DFMV Type Series

溢流阀OFD系列 Overflow Valve OFD Type Series

液位开关LS50系列 Liquid Switch LS50 Type Series

液位开关LLS50系列 Liquid Switch LLS50 Type Series

对夹止回阀NRVD系列 Neck Flange Check Valve NRVD Type Series

筒式过滤器CFVD系列 Cartridge Filter CFVD Type Series

小型截止阀SVS\SVA系列 Small Stop Valve SVS\SVA Type Series

压力表阀PGV系列 Pressure Gauge Valve PGV Type Series

三通截止阀DSV系列 Double Stop Valve DSV Type Series

结构特点 Structural Features

产品应用 Product Application

功能阀系列 简述

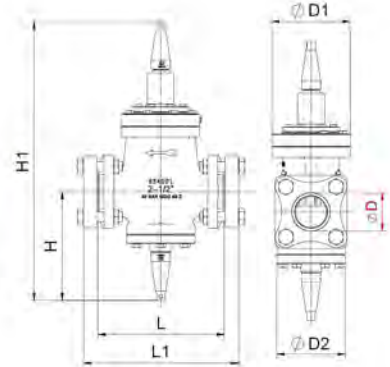
Brief Introduction Of Function Valve Series

名称	外型	型号	功能	动作	应用
Product Name	Appearance	Model	Function	Action	Application
入口压力调节阀 Inlet Pressure Regulating Valve		IPRV DN25-DN125	控制入口压力 Control inlet pressure	入口压力高于设定值时开启。 It will be open when the inlet pressure is higher than the set value.	1、蒸发器压力控制 Evaporator pressure control 2、冷凝器压力控制 Condenser pressure control 3、任何入口压力控制 Any inlet pressure control
入口压力调节阀 (电磁强关) Inlet Pressure Regulating Valve (Solenoid Forced Close)		IPRV-1C DN25-DN125	控制入口压力或关闭调节阀 Control inlet pressure or close regulating valve	得电时按照预设压力值调节，断电时关闭阀门。 It is adjusted according to the preset pressure value when the power is on, and closes the valve when the power is off.	1、温度、压力控制时开启 Turn on when temperature and pressure are controlled 2、除霜时关闭 Turn off when defrosting
入口压力调节阀 (电磁强开) Inlet Pressure Regulating Valve (Solenoid Forced Open)		IPRV-1N DN25-DN125	控制入口压力或全开调节阀 Control inlet pressure or fully open regulating valve	得电时全开阀门，断电时按照预设压力值调节。 It will make the valve open fully when the power is on, and adjust according to the preset pressure value when the power is off.	1、最大冷却时全开 It will fully open when fully cooled. 2、除霜时调节 Adjust during defrosting 3、温度、压力控制时调节 Adjust during temperature and pressure control
出口压力调节阀 Outlet Pressure Regulating Valve		OPRV DN25-DN65	控制出口压力 Control outlet pressure	按照预设压力值调节出口压力，出口压力下降时打开。 It can adjust the outlet pressure according to the preset pressure value and open it when the outlet pressure drops.	1、曲轴箱压力调节 Crankcase pressure adjustment 2、热气旁通，低压加载 Hot gas by pass, low pressure loading 3、储液器压力控制 Reservoir pressure control
出口压力调节阀 (电磁强开) Outlet Pressure Regulating Valve (Solenoid Forced Open)		OPRV-1N DN25-DN65	控制出口压力或全开调节阀 Control outlet pressure or fully open regulating valve	得电时全开阀门，断电时按照预设压力值调节。 It will make the valve open fully when the power is on, and adjust according to the preset pressure value when the power is off.	1、曲轴箱压力调节 Crankcase pressure adjustment 2、热气旁通，低压加载 Hot gas by pass, low pressure loading 3、储液器压力控制 Reservoir pressure control
压差调节阀 Differential Pressure Regulating Valve		DPAV DN25-DN125	控制入口与出口的压力差 Control the pressure difference between inlet and outlet	压力低于设定值时调节压差 It can adjust the pressure difference when the pressure is lower than the set value	1、供液泵泄压调节 Liquid supply pump pressure relief regulation 2、减小介质管路压力 Reduce pressure of media line

名称	外型	型号	功能	动作	应用
Product Name	Appearance	Model	Function	Action	Application
压差调节阀 (电磁强开) Differential Pressure Regulating Valve (Solenoid Forced Open)		DPAV-1N DN25-DN125	控制入口与出口 的压力差 Control the pressure difference between inlet and outlet	压力低于设定值时调节 压差,得电时全开阀门 It can adjust the pressure difference when the pressure is lower than the set value. It will make the valve open fully when the power is on.	1、供液泵泄压调节 Liquid supply pump pressure relief regulation 2、减小介质管路压力 Reduce pressure of media line 3、最大压力、流量全开 Maximum pressure; Flow fully open
气动电磁阀 Gas Powered Solenoid Valve		DGPV DN25-DN125	常开型, 动作 后全关闭 Normally open type, fully closed after action	外部高压气源、电磁阀 控制活塞切断管路 Externally connected with high-pressure refrigerant source; Solenoid Valve controls the piston to cut off pipeline	1、低压回气管路 Low pressure return air pipeline 2、热气融霜 Hot gas defrost
两步开启气动阀 (常闭) Two-Steps Open Gas Powered Valve (Normally Closed)		DGPV-2C DN40-DN125	两步式开启阀 门 Two-steps type open valve	外部高压气源控制 第一步得电时打开阀门10% 第二步全开 Externally connected with high- pressure refrigerant source. Step 1: open the valve 10% when power is on. Step 2: Fully open.	热气融霜 Hot gas defrost
两步开启气动阀 (常开) Two-Steps Open Gas Powered Valve (Normally Open)		DGPV-2N DN40-DN125	两步式关闭切 断管路 Two-step type shut down and cut off the pipeline	外部高压气源控制, 两 步关闭 External high-pressure refrigerant source control, closed in two steps	吸气管路 Suction pipeline
电磁阀 Solenoid Valve		DGSV DN40-DN125	打开或关闭系 统 Open or close system	得电全开或关闭阀门 It can open fully or close when the power on.	1、吸气管路 Suction pipeline 2、液态管路 Liquid pipeline 3、热气融霜 Hot gas defrost
两步开启电磁阀 Two-step Open Solenoid Valve		DGSV-2C DN40-DN125	两步式开启 Two-steps type Open	内部高压气源控制断电 紧急关闭 Internal high-pressure air source control. Emergency shut down when the power is off.	1、压缩机排气 Compressor exhaust 2、需要紧急切断管路 There is need to cut off the pipeline urgently

1、技术参数 Technical Parameter

- 公称通径: DN25-DN125
Nominal Diameter: DN25-DN125
- 压力调整范围: A:0 ~ 10.3bar D:5.2 ~ 19.3bar
Pressure Adjustment Range: A:0 ~ 10.3bar D: 5.2 ~ 19.3bar
- 公称压力: 2.8MPa
Nominal Pressure: 2.8MPa
- 适用介质: R12,R22,R502,R134a,R404a,R507,R717等制冷剂。
Applicable Medium: R12,R22,R502,R134a,R404a,R507,R717 and other refrigerants.
- 适用温度: -46°C ~ +120°C
Applicable Temperature: -46 °C ~ + 120 °C
- 本产品具备手动开启功能, 保证系统可靠运行。
The product has a manual opening function to ensure the reliable operation of the system.
- 连接方式: 两端法兰
Connection Method: flanges at both ends.



2、说明 Instruction

IPRV入口压力调节阀用于蒸发器、冷凝器压力控制, 其它任何入口压力控制, 确保阀前压力低于导阀压力设定值。

This product is a pressure regulating valve for pressure control of evaporator, condenser pressure and other refrigeration system inlet pressure, to ensure that the pressure before the valve is lower than the pilot valve pressure setting value.

3、订货 Order Goods

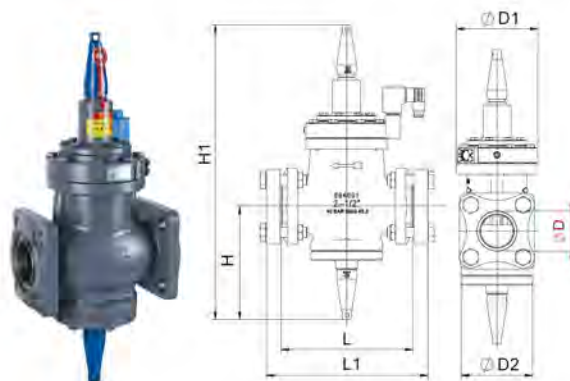
- 订货时需指定型号、设定压力值、压力调整范围
Please tell us the model ,set pressure value and pressure adjustment range you want when ordering.
- 例:IPRV50-D, 9bar
E.g.:IPRV50-D, 9bar
表示: DN50入口压力调节阀,
It is means DN50 Inlet Pressure Regulating Valve,
出厂设定压力: 9bar
Factory Setting Pressure: 9bar
压力调整范围5.2 ~ 19.3bar
Pressure Adjustment Range 5.2 ~ 19.3bar
如不指定设定压力, 压力调整范围: 出厂默认10bar, 压力调整范围D
If the set pressure is not specified, the Pressure Adjustment Range is factory default 10bar, Pressure Adjustment Range is D.

入口压力调节阀 Inlet Pressure Regulating Valve IPRV

型号 Model	通径 Nominal Diameter (DN)	尺寸 (mm) Size (mm)						
		φD	φD1	φD2	L	L1	H	H1
IPRV	25	34	117	108	194	231	205	488
	32	40	117	108	194	231	205	488
	40	47	144	140	248.5	300.5	222	552
	50	59	144	140	248.5	300.5	222	552
	65	78	159	140	252	331	222	566
	80	91	176	170	311	389	273	600
	100	110	222	195	359	450	292	653
	125	135	257	235	393.6	475.6	410	735

1、技术参数 Technical Parameter

- 型号: IPRV-1C
Model: IPRV-1C
- 公称通径: DN25-DN125
Nominal Diameter: DN25-DN125
- 压力调整范围: A:0~10.3bar D:5.2~19.3bar
Pressure Adjustment Range: A:0~10.3bar D:5.2~19.3bar
- 公称压力: 2.8MPa
Nominal Pressure: 2.8MPa
- 适用介质: R12,R22,R502,R134a,R404a,R507,R717等制冷剂。
Applicable Medium: R12,R22,R502,R134a,R404a,R507,R717 and other refrigerants.
- 适用温度: -46°C ~ +120°C
Applicable Temperature: -46°C ~ +120°C
- 连接方式: 两端法兰
Connection Method: flanges at both ends.



2、说明 Instruction

IPRV-1C入口压力调节阀(电磁强关)和IPRV入口压力调节阀一样,控制入口压力,带有强制关闭功能,得电时调节,失电时关闭。得电时,当入口压力超过导阀的设定压力时,主阀开启,压力低于设定值时主阀关闭;失电时压力导阀进气口关闭,主阀关闭。适用于温度控制时开启,除霜时关闭。
The IPRV-1C Inlet Pressure Regulating Valve (Solenoid Forced To Close) is the same as the IPRV inlet pressure regulating valve, which controls the inlet pressure and has a function of forced shut-off. It is adjusted when power is turned on and closed when power is turned off. When power is on: the main valve opens when the inlet pressure exceeds the set pressure of the pilot valve, and the main valve closes when the pressure is lower than the set value; when the power is off, inlet of the pressure pilot valve closes and the main valve closes. Suitable for opening during temperature control and closing during defrosting.

3、订货 Order Goods

- 订货时需指定型号、设定压力值、压力调整范围
Please tell us the model, set pressure value and pressure adjustment range you want when ordering.
- 例:IPRV40-1CD, 9bar
E.g.:IPRV40-1CD, 9bar
表示: DN40入口压力调节阀(电磁强关),
It means DN40 Inlet Pressure Regulating Valve(Solenoid Forced Close).

压力调整范围5.2~19.3bar

Pressure Adjustment Range 5.2~19.3bar

出厂设定压力: 9bar

Factory Setting Pressure: 9bar

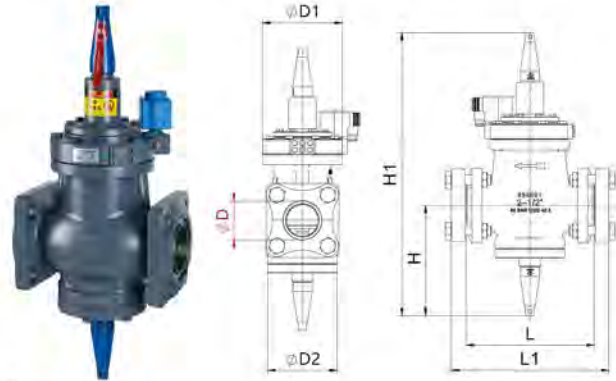
如不指定设定压力,压力调整范围: 出厂默认10bar, 压力调整范围D
If the set pressure is not specified, the Pressure Adjustment Range is factory default 10bar, Pressure Adjustment Range is D.

入口压力调节阀(电磁强关) Inlet Pressure Regulating Valve(Solenoid Forced Close)

型号 Model	通径 Nominal Diameter (DN)	尺寸 (mm) Size (mm)						
		φD	φD1	φD2	L	L1	H	H1
IPRV-1C	25	34	117	108	194	231	205	488
	32	40	117	108	194	231	205	488
	40	47	144	140	248.5	300.5	222	552
	50	59	144	140	248.5	300.5	222	552
	65	78	159	140	252	331	222	566
	80	91	176	170	311	389	273	600
	100	110	222	195	359	450	292	653
	125	135	257	235	393.6	475.6	410	735

1、技术参数 Technical Parameter

- 型号: IPRV-1N
Model: IPRV-1N
- 公称通径: DN25-DN125
Nominal Diameter: DN25-DN125
- 压力调整范围: A:0~10.3bar D:5.2~19.3bar
Pressure Adjustment Range: A:0~10.3bar D:5.2~19.3bar
- 公称压力: 2.8MPa
Nominal Pressure: 2.8MPa
- 适用介质: R12,R22,R502,R134a,R404a,R507,R717等制冷剂。
Applicable Medium: R12,R22,R502,R134a,R404a,R507,R717 and other refrigerants.
- 适用温度: -46℃~+120℃
Applicable Temperature: -46℃~+120℃
- 本产品具备手动开启功能, 保证系统可靠运行。
The product has a manual opening function to ensure the reliable operation of the system.
- 连接方式: 两端法兰
Connection Method: flanges at both ends.



2、说明 Instruction

IPRV-1N入口压力调节阀(电磁强开)和IPRV入口压力调节阀一样,控制入口压力。带有强制打开功能,失电时调节,得电时全开。失电时,当入口压力超过导阀的设定压力时,主阀开启,压力低于设定值时主阀关闭;得电时,介质直接通过电磁阀进入活塞上部,主阀全部打开。适用于最大冷却时全开,除霜和温度控制时调节。

The IPRV-1N Inlet Pressure Regulating Valve (Solenoid Forced Open) IPRV-1N is the same as the IPRV Inlet Pressure Regulating Valve, which controls the inlet pressure. It is with forced opening function, it can adjust when the power is off, and fully opened when power is on. Power is off, the main valve opens when the inlet pressure exceeds the set pressure of the pilot valve. The main valve closes when the pressure is lower than the set value; When power is on, the medium directly enters the upper part of the piston through the Solenoid Valve, and the main valve is fully opened. It is suitable for full opening during maximum cooling and adjustment during defrosting and temperature control.

3、订货 Order Goods

- 订货时需指定型号、设定压力值。
Please tell us the model ,set pressure value and pressure adjustment range you want when ordering.
- 例:IPRV40-1ND, 9bar
E.g.:IPRV40-1ND, 9bar
表示: DN40入口压力调节阀(电磁强开) ,
It means DN40 Inlet Pressure Regulating Valve (Solenoid Forced Open)

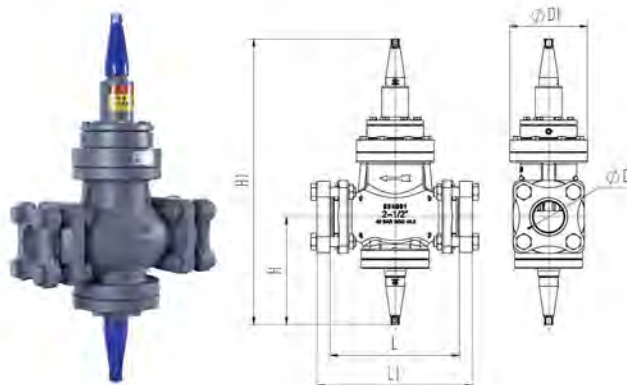
压力调节范围5.2~19.3bar
Pressure Adjustment Range 5.2~19.3bar
出厂设定压力: 9bar
Factory Setting Pressure: 9bar
如不指定设定压力, 压力调整范围: 出厂默认10bar, 压力调整范围D
If the set pressure is not specified, the Pressure Adjustment Range is factory default 10bar, Pressure Adjustment Range is D.

入口压力调节阀(电磁强开) Inlet Pressure Regulating Valve (Solenoid Forced Open)

型号 Model	通径 Nominal Diameter (DN)	尺寸 (mm) Size (mm)						
		φD	φD1	φD2	L	L1	H	H1
IPRV-1N	25	34	117	108	194	231	205	488
	32	40	117	108	194	231	205	488
	40	47	144	140	248.5	300.5	222	552
	50	59	144	140	248.5	300.5	222	552
	65	78	159	140	252	331	222	566
	80	91	176	170	311	389	273	600
	100	110	222	195	359	450	292	653
	125	135	257	235	393.6	475.6	410	735

1、技术参数 Technical Parameter

- 公称通径: DN25-DN65
Nominal Diameter: DN25-DN65
- 压力调整范围: A:0~10.3bar D:5.2~19.3bar
Pressure Adjustment Range: A:0~10.3bar D:5.2~19.3bar
- 公称压力: 2.8MPa
Nominal Pressure: 2.8MPa
- 适用介质: R12,R22,R502,R134a,R404a,R507,R717等制冷剂。
Applicable Medium: R12,R22,R502,R134a,R404a,R507,R717 and other refrigerants.
- 适用温度: -46°C~+120°C
Applicable Temperature: -46 °C ~ + 120 °C
- 本产品具备手动开启功能, 保证系统可靠运行。
The product has a manual opening function to ensure the reliable operation of the system.
- 连接方式: 两端法兰
Connection Method: flanges at both ends.



2、说明 Instruction

OPRV出口压力调节阀适用于控制出口压力, 用于避免出口压力低于预定的设定值, 根据预设压力值调节出口压力, 出口压力下降时打开, 来控制冷凝器压力或作为曲轴箱压力调节阀控制吸气压力。

The OPRV Outlet Pressure Regulating Valve is suitable for controlling the outlet pressure. It is used to prevent the outlet pressure from being lower than the predetermined set value. The outlet pressure is adjusted according to the preset pressure value. When the outlet pressure drops, it opens to control the condenser pressure or as the crankcase pressure regulating valve to control the suction pressure.


3、订货 Order Goods

- 订货时需指定型号, 设定压力值, 压力调节范围
Please tell us the model ,set pressure value and pressure adjustment range you want when ordering.
- 例:OPRV40-A, 4bar
E.g.:OPRV40-A, 4bar
表示: DN40出口压力调节阀,
It is means DN40 Outlet Pressure Regulating Valve,
压力调节范围A: 0~10.3bar
Pressure Adjustment Range A: 0~10.3bar
出厂设定压力: 7bar
Factory Setting Pressure: 7bar
如不指定压力, 压力调节范围: 出厂默认7bar, 压力调整范围A
If the set pressure is not specified, the Pressure Adjustment Range is factory default 7bar, Pressure Adjustment Range is A.

出口压力调节阀 Outlet Pressure Regulating Valve								
型号 Model	通径 Nominal Diameter (DN)	尺寸 (mm) Size (mm)						
		φD	φD1	φD2	L	L1	H	H1
OPRV	25	34	117	108	214	251	205	513
	32	40	117	108	214	251	205	513
	40	47	144	140	273.5	325.5	222	573
	50	59	144	140	273.5	325.5	222	573
	65	78	159	140	277	356	222	587

1、技术参数 Technical Parameter

- 公称通径: DN25-DN65
Nominal diameter: DN25-DN65
- 压力调整范围: A:0~10.3bar D:5.2~19.3bar
Pressure Adjustment Range: A:0~10.3bar D:5.2~19.3bar
- 公称压力: 2.8MPa
Nominal Pressure: 2.8MPa
- 适用介质: R12,R22,R502,R134a,R404a,R507,R717等制冷剂。
Applicable Medium:R12,R22,R502,R134a,R404a,R507,R717 and other refrigerants.
- 适用温度: -46°C~+120°C
Applicable Temperature: -46 °C ~ + 120 °C
- 本产品具备手动开启功能, 保证系统可靠运行。
The product has a manual start function to ensure the reliable operation of the system.



2、说明 Instruction

OPRV出口压力调节阀(电磁强开) 适用于控制出口压力, 用于出口压力低于预定的设定值, 根据预设压力值调节出口压力。出口压力下降时打开, 来控制冷凝器压力或作为曲轴箱压力调节阀控制吸气压力, 电磁阀得电时, 全开阀门。

Outlet Pressure Regulating Valve(Solenoid Forced Open OPRV-1N) is suitable for controlling the outlet pressure. It is used to adjust the outlet pressure according to the preset pressure value when the outlet pressure is lower than the preset value. When the outlet pressure drops, it opens to control the condenser pressure or act as The crankcase pressure regulating valve controls the suction pressure, and when the solenoid valve is energized, the valve is fully opened.

3、订货 Order Goods

- 订货时需指定型号、设定压力值、压力调节范围
Please tell us the model, set pressure value and pressure adjustment range you want when ordering.
- 例:OPRV40-1NA, 4bar
E.g.:OPRV40-1NA 4bar
表示: DN40出口压力调节阀(电磁强开),
It is means DN40 Outlet Pressure Regulating Valve(Solenoid Forced Open)
压力调节范围A: 0~10.3bar
Pressure Adjustment Range A:0~10.3bar

出厂设定压力: 7bar

Factory Setting Pressure:7bar

如不指定压力, 压力调整范围: 出厂默认7bar, 压力调整范围D

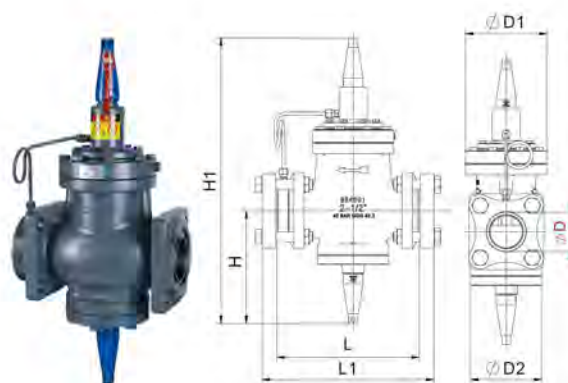
If the set pressure is not specified, the Pressure Adjustment Range is factory default 4bar. Pressure Adjustment Range is D.

出口压力调节阀 (电磁强开) Outlet Pressure Regulating Valve(Solenoid Forced Open OPRV-1N)

型号 Model	通径 Nominal Diameter (DN)	尺寸 (mm) Size (mm)						
		φD	φD1	φD2	L	L1	H	H1
OPRV-1N	25	34	117	108	194	231	205	488
	32	40	117	108	194	231	205	488
	40	47	144	140	248.5	300.5	222	552
	50	59	144	140	248.5	300.5	222	552
	65	78	159	140	252	331	222	566

1、技术参数 Technical Parameter

- 公称通径: DN25-DN125
Nominal Diameter: DN25-DN125
- 压力调整范围: A:0~10.3bar D:5.2~19.3bar
Pressure Adjustment Range: A:0~10.3bar D:5.2~19.3bar
- 公称压力: 2.8MPa
Nominal Pressure: 2.8MPa
- 适用介质: R12,R22,R502,R134a,R404a,R507,R717等制冷剂。
Applicable Medium:R12,R22,R502,R134a,R404a,R507,R717 and other refrigerants.
- 适用温度: -46°C~+120°C
Applicable Temperature: -46 °C ~ + 120 °C
- 本产品具备手动开启功能, 保证系统可靠运行。
The product has a manual opening function to ensure the reliable operation of the system.
- 连接方式: 两端法兰
Connection Method: flanges at both ends.



2、说明 Instruction

DPAV压差调节阀当进口、出口压力差低于设定的压力值时, 调节压差, 根据设定压差值开启或关闭, 适用于供液泵泄压调节或可以减少介质管路压力。
DPAV Differential Pressure Regulating Valve adjusts the pressure difference when the inlet and outlet pressure difference is lower than the set pressure value, and opens or closes according to the set pressure difference value. It is suitable for the pressure adjustment of the liquid supply pump or can reduce the pressure of the medium line.

3、订货 Order Goods

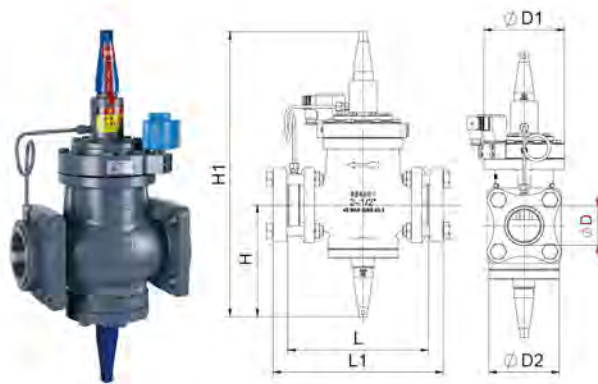
- 订货时需指定型号、设定压力值、压力调整范围
Please tell us the model ,set pressure value and pressure adjustment range you want when ordering.
- 例:DPAV40-A, 4bar
E.g.:DPAV40-A, 4bar
表示: DN40压差调节阀。
It means DN40 Differential Pressure Regulating Valve

压力调整范围0~10.3bar
Pressure Adjustment Range 0~10.3bar
出厂设定压力: 4bar
Factory setting pressure: 4bar
如不指定压力, 压力调整范围: 出厂默认4bar, 压力调整范围A
If the set pressure is not specified, the Pressure Adjustment Range is factory default 4bar, Pressure Adjustment Range is A

压差调节阀 Differential Pressure Regulating Valve								
型号 Model	通径 Nominal Diameter (DN)	尺寸 (mm) Size (mm)						
		φD	φD1	φD2	L	L1	H	H1
DPAV	25	34	117	108	214	251	205	488
	32	40	117	108	214	251	205	488
	40	47	144	140	273.5	325.5	222	552
	50	59	144	140	273.5	325.5	222	552
	65	78	159	140	277	356	222	566
	80	91	176	170	336	414	273	600
	100	110	222	195	384	475	292	653
	125	135	257	235	418.6	500.6	410	735

1、技术参数 Technical Parameter

- 型号: DPAV-1N
Model: DPAV-1N
- 公称通径: DN25-DN125
Nominal Diameter: DN25-DN125
- 压力调整范围: A: 0~10.3bar D: 5.2~19.3bar
Pressure Adjustment Range: A: 0~10.3bar D: 5.2~19.3bar
- 公称压力: 2.8 MPa
Nominal Pressure: 2.8MPa
- 适用介质: R12,R22,R502,R134a,R404a,R507,R717等制冷剂。
Applicable Medium: R12,R22,R502, R134a,R404a,R507,R717 and other refrigerants.
- 适用温度: -46°C ~ +120°C
Applicable Temperature: -46 °C ~ + 120 °C
- 本产品具备手动开启功能, 保证系统可靠运行。
The product has a manual opening function to ensure the reliable operation of the system.
- 连接方式: 两端法兰
Connection Method: flanges at both ends.



2、说明 Instruction

DPAV-1N压差调节阀(电磁全开)失电时调节, 进口、出口压力差低于设定的压力值时, 调节压差。适用于供液泵泄压调节或可以减少介质管路压力。得电时, 全开主阀, 使出口得到更大的流量和压力。

DPAV-1N Differential Pressure Regulating Valve(Solenoid Fully Open), which adjust when power is off, which adjust pressure difference when the inlet and outlet pressure difference is lower than the set pressure value. It is suitable for the relief pressure adjustment of the liquid supply pump or can reduce the pressure of the medium pipeline. When the power is on, the main valve open fully to make the outlet get a larger flow and pressure.

3、订货 Order Goods

- 订货时需指定型号、设定压力值
Please tell us the model and set pressure value you want when ordering.
- 例: DPAV40-1NA, 4bar
E.g.: DPAV40-1NA, 4bar
表示: DN40压差调节阀(电磁全开)
It means DN40 Differential Pressure Regulating Valve(Solenoid Fully Open)
压力调节范围0~10.3bar
Pressure Adjustment Range 0~10.3bar

出厂设定压力: 4bar

Factory Setting Pressure: 4bar

如不指定压力, 压力调整范围: 出厂默认4bar, 压力调整范围A

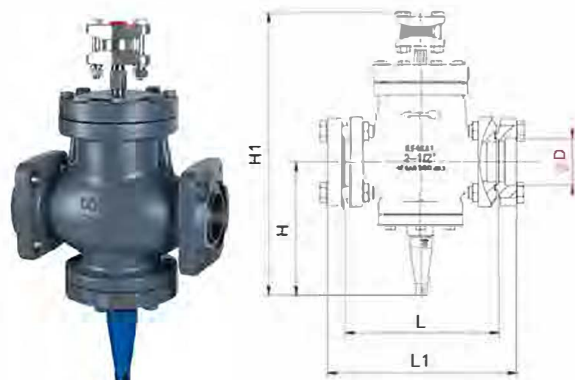
If the set pressure is not specified, the Pressure Adjustment Range is factory default 4bar, Pressure Adjustment Range is A.

压差调节阀 (电磁全开) Differential Pressure Regulating Valve(Solenoid Fully Open)

型号 Model	通径 Nominal Diameter (DN)	尺寸 (mm) Size (mm)						
		φD	φD1	φD2	L	L1	H	H1
DPAV-1N	25	33	117	108	214	251	205	488
	32	39	117	108	214	251	205	488
	40	47	144	140	273.5	325.5	222	552
	50	59	144	140	273.5	325.5	222	552
	65	78	159	140	277	356	222	566
	80	89	176	170	336	414	273	600
	100	115	222	195	384	475	292	653
	125	135	257	235	418.6	500.6	410	735

1. 技术参数 Technical Parameter

- 公称口径: DN40-DN125
Nominal Diameter: DN40-DN125
- 压力调整范围: A:0 ~ 10.3bar D:5.2 ~ 19.3bar
Pressure Adjustment Range: A:0 ~ 10.3bar D:5.2 ~ 19.3bar
- 公称压力: 2.8MPa
Nominal Pressure: 2.8MPa
- 适用介质: R12,R22,R502,R134a,R404a,R507,R717等制冷剂。
Applicable Medium: R12, R22,R502,R134a, R404a, R507, R717 and other refrigerants.
- 适用温度: -46°C ~ +120°C
Applicable Temperature: -46 °C ~ + 120 °C
- 连接方式: 两端法兰
Connection Method: flanges at both ends.



2. 说明 Instruction

DGPV气动截止阀是一种需要外接气源（高压制冷剂气体）的气动常开电磁阀，适用于制冷系统的回气低压管道、热气融霜系统。

Gas Powered Solenoid Valve is a gas powered normally open Solenoid Valve which need to connect an external gas source (high-pressure refrigerant gas). It is suitable for the suction low-pressure pipeline of the refrigeration system and the hot gas defrosting system.

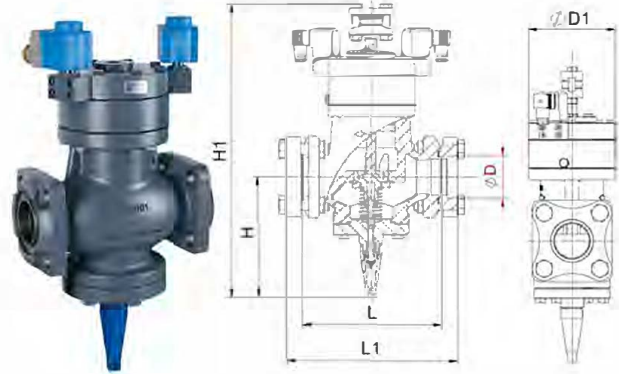
3. 订货 Order Goods

- 指定型号
Please tell us the model you want when ordering.
- 例: DGPV40
E.g.: DGPV40
DN40气动电磁阀
It means DN40 Gas Powered Solenoid Valve

气动电磁阀 Gas Powered Solenoid Valve						
型号 Model	口径 Nominal Diameter (DN)	尺寸 (mm) Size (mm)				
		φD	L	L1	H	H1
DGPV	40	47	248.5	300.5	222	452
	50	59	248.5	300.5	222	452
	65	78	252	331	222	466
	80	91	311	389	273	500
	100	110	359	450	292	553
	125	135	393.6	475.6	410	635

1、技术参数 Technical Parameter

- 公称通径: DN40-DN125
Nominal Diameter: DN40-DN125
- 公称压力: 2.8MPa
Nominal Pressure: 2.8MPa
- 适用介质: R12,R22,R502,R134a,R404a,R507,R717等制冷剂。
Applicable Medium: R12,R22,R502,R134a,R404a,R507,R717 and other refrigerants.
- 适用温度: -46℃ ~ +120℃
Applicable Temperature: -46 °C ~ + 120 °C
- 连接方式: 两端法兰
Connection Method: flanges at both ends.



2、说明 Instruction

两步开启气动阀 (常闭) 开启状态有2个模块电磁导阀依次控制, 使其处于关闭、10%开启、100%开启3种状态。实际使用中可根据实际情况调整3种状态的时间间隔, 从而实现理想的运行效果, 适用于热气除霜系统的供热气管路。

Two-step Open Gas Powered Valve(Normally Closed),its open state is controlled by two module solenoid pilot valves in sequence, making it in three states: closed, 10% open, 100% open.In actual use, the time interval of the three states can be adjusted according to the actual situation, so as to achieve the ideal operating effect, which is suitable for the heating gas pipeline of the hot gas defrosting system.

3、订货 Order Goods

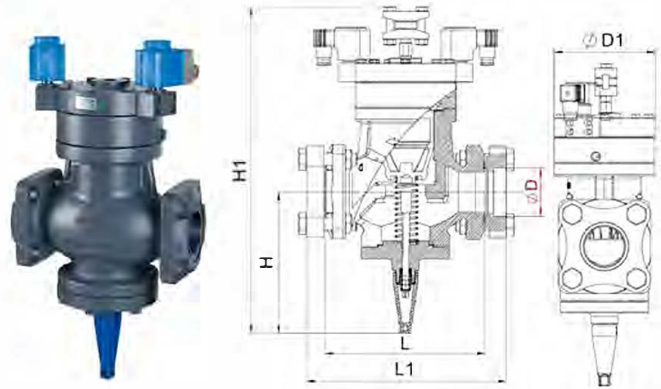
- 需指定型号
Please tell us the model you want when ordering.
- 例: DGPV50-2C
E.g.:DGPV50-2C
表示: DN50两步开启气动阀 (常闭)
It is means DN50 Two-step Open Gas Powered Valve(Normally Closed)

两步开启气动阀 (常闭) Two-step Open Gas Powered Valve(Normally Closed)

型号 Model	通径 Nominal Diameter (DN)	尺寸 (mm) Size (mm)					
		φD	φD1	L	L1	H	H1
DGPV-2C	40	47	144	248.5	300.5	222	455
	50	59	144	248.5	300.5	222	455
	65	78	160	252	331	222	530
	80	91	176	311	389	273	570
	100	110	222	359	450	292	625
	125	135	257	393.6	475.6	410	705

1、技术参数 Technical Parameter

- 公称通径: DN40-DN125
Nominal Diameter: DN40-DN125
- 公称压力: 2.8MPa
Nominal Pressure: 2.8MPa
- 适用介质: R12,R22,R502,R134a,R404a,R507,R717等制冷剂。
Applicable Medium: R12, R22, R502, R134a, R404a, R507, R717 and other refrigerants.
- 适用温度: -46°C ~ +120°C
Applicable Temperature: -46 °C ~ + 120 °C
- 连接方式: 两端法兰
Connection Method: flanges at both ends.



2、说明 Instruction

两步开启气动阀 (常开) 开启状态有2个模块电磁阀依次控制, 使其处于全开、10%开启、100%关闭3种状态。实际使用中可根据实际情况调整3种状态的时间间隔, 从而实现理想的运行效果, 适用于吸气管路。

Two-step Open Gas Powered Valve(Normally Open)is controlled by two module solenoid pilot valves in the open state, which is in three states: fully open, 10% open, and 100%closed. In actual use, the time interval of the three states can be adjusted according to the actual situation, so as to achieve the ideal operating effect, which is suitable for the suction line.

3、订货 Order Goods

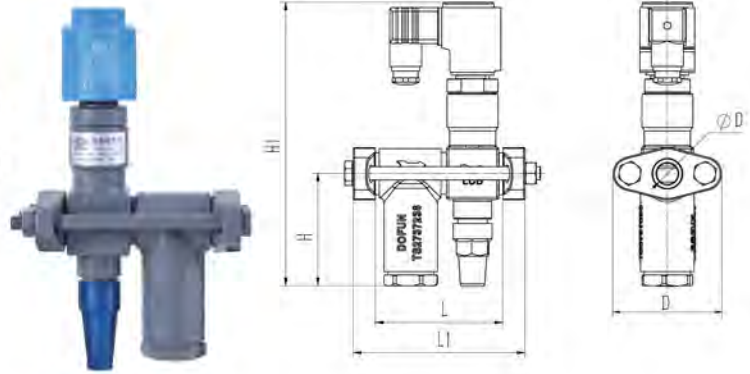
- 需指定型号
Please tell us the model you want when ordering.
- 例: DGPV50-2N
E.g.:DGPV50-2N
表示: DN50两步开启气动阀 (常开)
It is means DN50 Two-step Open Gas Powered Valve(Normally Open)

两步开启气动阀 (常开) Two-step Open Gas Powered Valve(Normally Open)

型号 Model	通径 Nominal Diameter (DN)	尺寸 (mm) Size (mm)				
		φD	φD1	L	H	H1
DGPV	40	47	144	300.5	222	455
	50	59	144	300.5	222	455
	65	78	160	331	222	530
	80	91	176	389	273	570
	100	110	222	450	292	625
	125	135	257	475.6	410	705

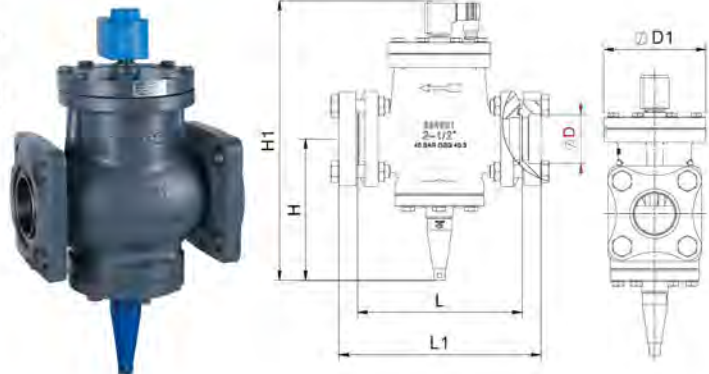
1、技术参数 Technical Parameter

- 公称通径: DN10-DN65
Nominal Diameter: DN10-DN65
- 公称压力: 2.8MPa
Nominal Pressure: 2.8MPa
- 适用介质: R12,R22,R502,R134a,R404a,R507,R717等制冷剂。
Applicable Medium: R12,R22,R502,R134a,R404a,R507,R717 and other refrigerants.
- 适用温度: -46°C ~ +120°C
Applicable Temperature: -46 °C ~ + 120 °C
- DN10-DN20阀体配带过滤器
DN10-DN20 valve housing with filter
- 连接方式: 两端法兰
Connection Method: flanges at both ends.



2、说明 Instruction

DGSV电磁阀主要应用于吸气管路、液体管路及热气融霜管路上, 得电打开, 失电关闭。
DGSV Solenoid Stop Valve is mainly used in the suction line, liquid line and hot gas defrosting line, it will open when power is on, and close when power is off.



3、订货 Order Goods

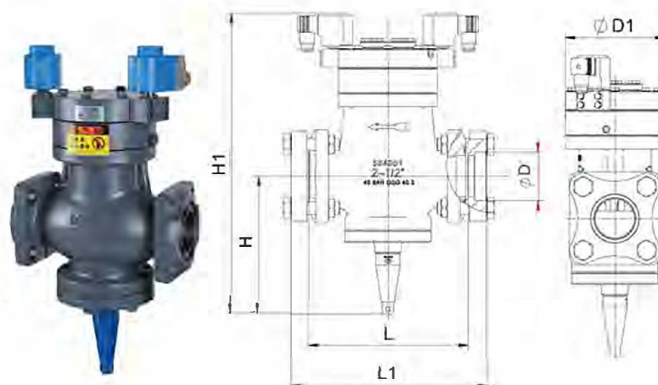
- 需指定型号
Please tell us the model you want when ordering.
- 例: DGSV50
E.g.:DGSV50
表示DN50电磁阀
It means DN50 Solenoid Valve

电磁阀 Solenoid Valve

型号 Model	通径 Nominal Diameter (DN)	尺寸 (mm) Size (mm)					
		φD	φD1	L	L1	H	H1
DGSV	10	19	81	95	128	84	212
	15	23	81	95	128	84	212
	20	29	81	95	128	84	212
	25	33	117	214	251	205	363
	32	39	117	214	251	205	363
	40	47	144	248.5	300.5	222	365
	50	59	144	248.5	300.5	222	365
	65	78	160	252	331	222	442

1、技术参数 Technical Parameter

- 公称口径: DN40-DN125
Nominal Diameter: DN40-DN125
- 公称压力: 2.8MPa
Nominal Pressure: 2.8MPa
- 适用介质: R12,R22,R502,R134a,R404a,R507,R717等制冷剂。
Applicable Medium: R12, R22, R502, R134a, R404a, R507, R717 and other refrigerants.
- 适用温度: -46℃ ~ +120℃
Applicable Temperature: -46 °C ~ + 120 °C
- 本产品具备手动开启功能, 保证系统可靠运行。
The product has a manual opening function to ensure the reliable operation of the system
- 连接方式: 两端法兰
Connection Method: flanges at both ends.



2、说明 Instruction

两步开启电磁阀开启状态有2个模块电磁阀依次控制, 使其处于关闭、10%开启、100%开启3种状态。实际使用中可根据实际情况调整3种状态的时间间隔, 从而实现理想的运行效果, 适用于排气、需要切断、关闭的管路、热气融霜管路, 采用两步开启进行平衡, 然后全开, 避免液击。

Two-steps Open Solenoid Valve has two module solenoid pilot valves controlled in turn to make them in three states: closed, 10% open, and 100% open. In actual use, the time interval of the three states can be adjusted according to the actual situation, so as to achieve the ideal operating effect. It is suitable for exhaust, pipelines that need to be shut off and closed, and hot gas defrosting pipelines. Open fully to avoid liquid strikes. **Minimum 1.5 bar pressure drop across the valve inlet and outlet is required for DGSV-2C to drive the valve seat and operate properly.**

3、订货 Order Goods

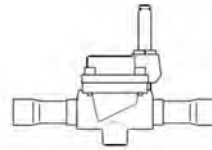
- 需指定型号
Please tell us the model you want when ordering.
- 例: DGSV50-2C
E.g.:DGSV50-2C
表示: DN50两步开启电磁阀
It means DN50 Two-step Open Solenoid Valve

两步开启电磁阀 Two-steps Open Solenoid Valve

型号 Model	口径 Nominal Diameter (DN)	尺寸 (mm) Size (mm)					
		φD	φD1	L	L1	H	H1
DGSV-2C	40	47	144	248.5	300.5	222	410
	50	59	144	248.5	300.5	222	410
	65	78	160	252	331	222	485
	80	91	176	311	389	273	535
	100	110	222	359	450	292	580
	125	135	257	393.6	475.6	410	660

1、技术参数 Technical Parameter

- 公称通径: DN3-DN50
Nominal Diameter: DN3-DN50
- 适用介质: R12,R22,R502,R134a,R404a,R507,R717等制冷剂。
Applicable Medium:R12,R22,R502,R134a,R404a,R507,R717 and other refrigerants.
- 适用温度: -40°C ~ +105°C
Applicable Temperature: -40 °C ~ + 105 °C



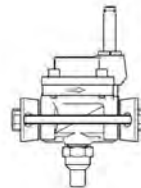
DEVSC3-25系列
DEVSC3-25 Series



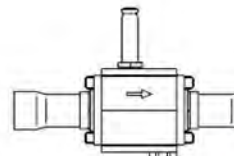
2、说明 Instruction

电磁阀是一种依靠电磁力自动开关的截止阀。在工业制冷装置中，常用电磁阀作为遥控截止阀、双位调节系统的调节机关或安全保护设备。它适用于各种气体、液体制冷剂等介质。

Solenoid Valve is kind of automatic stop valve that relies on Solenoid force. In industrial refrigeration installations, Solenoid Valves are commonly used as remote-control stop valves, two-position adjustment systems, or safety protection equipment. It is suitable for various gases, liquid refrigerants and other media.



DEVSC10-25

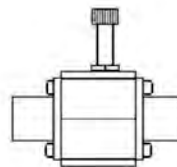


DEVSC32-40系列
DEVSC32-40 Series



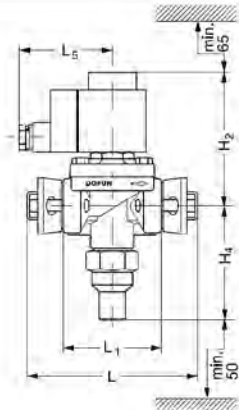
3、订货 Order Goods

- 需指定型号
Please tell us the model you want when ordering.
DEV520 It means DN20 Solenoid Valve(steel).
- 例: DEVSC20
E.g.: DEVSC20
表示DN20电磁阀 (铜)
It means DN20 Solenoid Valve(copper).
DEV520
表示DN20电磁阀 (钢)
It means DN20 Solenoid Valve(steel).



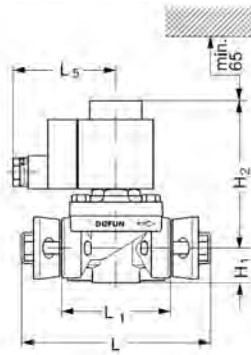
DEVS32,40,50





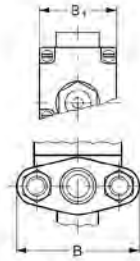
DEVS10结构示意图

DEVS10 Structure Diagram

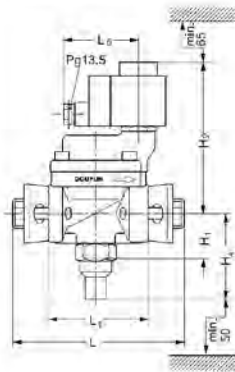


DEVS15 DEVS20结构示意图

DEVS15 DEVS20 Structure Diagram

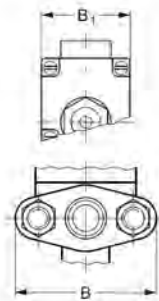


型号 Model (DN)	H ₁ mm	H ₂ mm	H ₄ mm	L mm	L ₁ mm	L ₅ mm		B mm	B ₁ (max) mm	重量 Weight (KG)
						10w	12/20w			
DEVS3		84		127	84	75	85	80	68	1.5
DEVS10	22	100	81	81	100	75	85	80	68	1.7
DEVS15		100	81	81	100	75	85	80	68	1.8
DEVS20		110	77	77	110	75	85	75	68	2.7



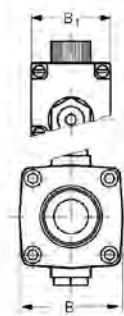
DEVS25结构示意图

DEVS25 Structure Diagram



DEVS25 DEVS32 DEVS40结构示意图

DEVS25 DEVS32 DEVS40 Structure Diagram

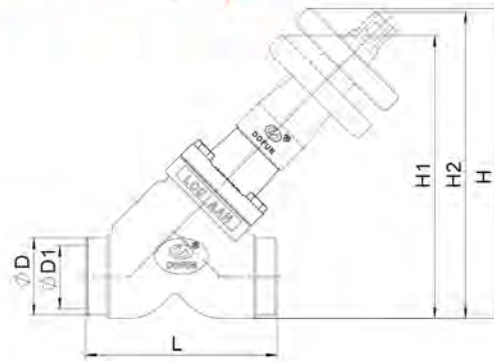
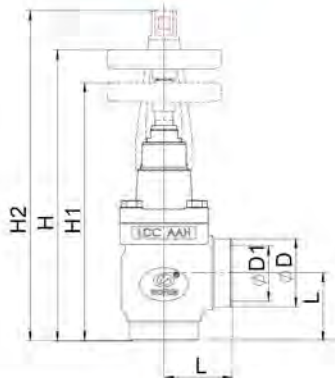


型号 Model (DN)	H ₁ mm	H ₂ mm	H ₄ mm	L mm	L ₁ mm	L ₅ mm		B mm	B ₁ (max) mm	重量 Weight (KG)
						10w	12/20w			
DEV25	46	141	78	162	92	75	75	95	68	3.0
DEVS32	47	115	53	175		75	80	80	68	4.0
DEVS40	47	115	53	175		75	80	80	68	4.0
DEVS50	47	115	53	175		75	80	80	68	4.0

1、技术参数 Technical Parameter

- 公称通径: DN15-DN350
Nominal Diameter: DN15-DN350
- 公称压力: 4.0MPa
Nominal Pressure: 4.0MPa
- 适用介质: R12,R22,R502,R134a,R404a,R507,R717等制冷剂。
Applicable Medium: R12, R22, R502, R134a, R404a, R507, R717 and other refrigerants.

- 适用温度: -46°C ~ +150°C
Applicable Temperature: -46 °C ~ + 150 °C
- 结构形式: 角式结构代号A 直通结构代号S
Structure Form: Angle Type Structure code is A
Straight Type Structure code is S



角式截止阀 Angle Type Stop Valve

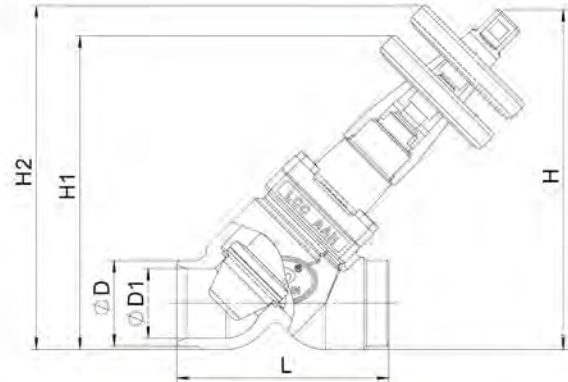
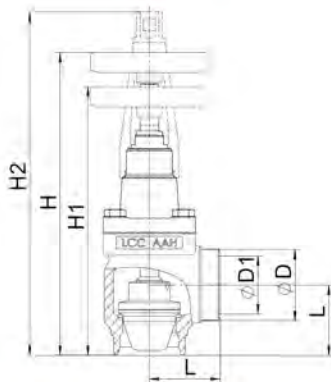
型号 Model	通径 Nominal Diameter (DN)	尺寸 (mm) Size (mm)						
		ΦD-GB	ΦD-DIN	ΦD1	L	H	H1	H2
SVD-A	15	22	21.3	15	45	203	189	230
	20	27	27	20	45	203	189	230
	25	32	33.7	25	45	203	189	230
	32	38	42.4	32	56	265	247	309
	40	45	48.3	38	56	265	247	309
	50	57	60.3	49	60	257	237	292
	65	76	76	62	90	287	263	324
	80	89	89	76	106	328	300	378
	100	108	114	96	121	368	331	414
	125	133	139.7	120	133	502	442	554
	150	159	168	150	146	546	467	591
	200	219	219	200	184	502	537	757
	250	273	273	250	210	546	603	757
	300	325	324	300	240	502	680	865
350	377	377	350	285	502	781	995	

直通截止阀 Straight Type Stop Valve

型号 Model	通径 Nominal Diameter (DN)	尺寸 (mm) Size (mm)						
		ΦD-GB	ΦD-DIN	ΦD1	L	H	H1	H2
SVD-S	15	22	21.3	15	120	175	166	174
	20	27	27	20	120	175	166	174
	25	32	33.7	25	120	175	166	174
	32	38	42.4	32	156	219	206	236
	40	45	48.3	38	156	219	206	236
	50	57	60.3	49	149	242	228	239
	65	76	76	62	176	277	259	268
	80	89	89	76	216	323	303	312
	100	108	114	96	264	380	354	353
	125	133	139.7	120	330	520	478	464
	150	159	168	150	370	577	521	513
	200	219	219	200	460	705	636	623
	250	273	273	250	560	690	603	757
	300	325	324	300	655	925	830	810

1、技术参数 Technical Parameter

- 公称通径: DN15-DN125
Nominal Diameter: DN15-DN125
- 公称压力: 4.0MPa
Nominal Pressure: 4.0MPa
- 适用介质: R12,R22,R502,R134a,R404a,R507,R717等制冷剂。
Applicable Medium: R12, R22, R502, R134a, R404a, R507, R717 and other refrigerants.
- 适用温度: $-46^{\circ}\text{C} \sim +150^{\circ}\text{C}$
Applicable Temperature: $-46^{\circ}\text{C} \sim +150^{\circ}\text{C}$
- 结构形式: 角式结构代号A 直通结构代号S
Structure Form: Angle Type Structure code is A
Straight Type Structure code is S



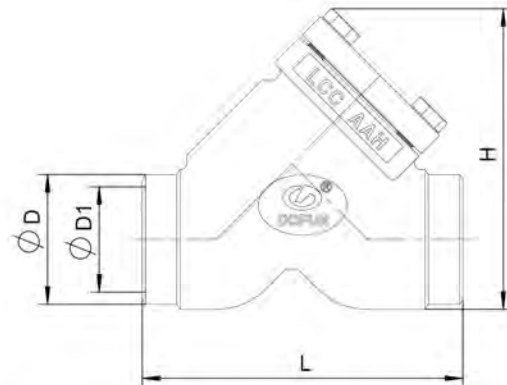
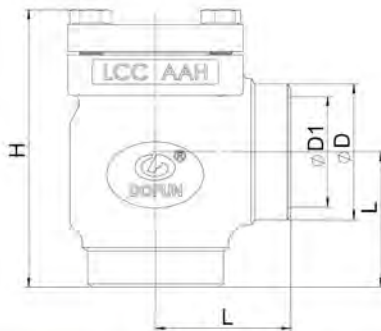
角式节流阀 Angle Type Regulating Valve								
型号 Model	通径 Nominal Diameter (DN)	尺寸 (mm) Size (mm)						
		ΦD-GB	ΦD-DIN	ΦD1	L	H	H1	H2
TVD-A	15	22	21.3	15	45	203	189	230
	20	27	27	20	45	203	189	230
	25	32	33.7	25	45	203	189	230
	32	38	42.4	32	56	265	247	309
	40	45	48.3	38	56	265	247	309
	50	57	60.3	49	60	257	237	292
	65	76	76	62	90	287	263	324
	80	89	89	76	106	328	300	378
	100	108	114	96	121	368	331	414
125	133	139.7	120	133	502	442	554	

直通节流阀 Straight Type Regulating Valve								
型号 Model	通径 Nominal Diameter (DN)	尺寸 (mm) Size (mm)						
		ΦD-GB	ΦD-DIN	ΦD1	L	H	H1	H2
TVD-S	15	22	21.3	15	120	175	166	174
	20	27	27	20	120	175	166	174
	25	32	33.7	25	120	175	166	174
	32	38	42.4	32	156	219	206	236
	40	45	48.3	38	156	219	206	236
	50	57	60.3	49	149	242	228	239
	65	76	76	62	176	277	259	268
	80	89	89	76	216	323	303	312
	100	108	114	96	264	380	354	353
125	133	139.7	120	330	520	478	464	

1、技术参数 Technical Parameter

- 公称通径: DN15-DN150
Nominal Diameter: DN15-DN150
- 公称压力: 4.0MPa
Nominal Pressure: 4.0MPa
- 适用介质: R12,R22,R502,R134a,R404a,R507,R717等制冷剂。
Applicable Medium: R12, R22, R502, R134a, R404a, R507, R717 and other refrigerants.

- 适用温度: -46°C ~ +150°C
Applicable Temperature: -46 °C ~ + 150 °C
- 结构形式: 角式结构代号A 直通结构代号S
Structure Form: Angle Type Structure code is A
Straight Type Structure code is S

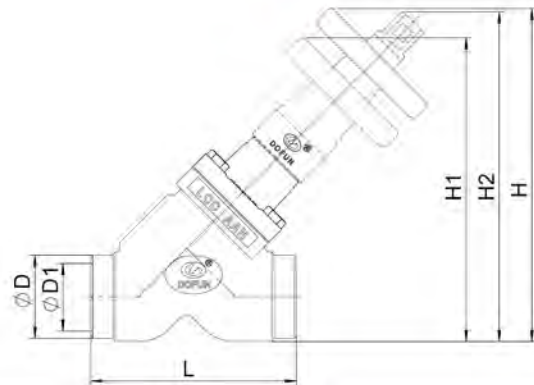
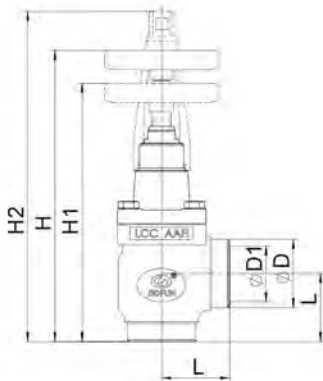


角式止回阀 Angle Type Check Valve						
型号 Model	通径 Nominal Diameter (DN)	尺寸 (mm) Size (mm)				
		ΦD-GB	ΦD-DIN	ΦD1	L	H
CVD-A	15	22	21.3	15	45	108
	20	27	27	20	45	108
	25	32	33.7	25	45	108
	32	38	42.4	32	56	136
	40	45	48.3	38	56	136
	50	57	60.3	49	60	124
	65	76	76	62	90	147
	80	89	89	76	106	185.5
	100	108	114	96	121	248
	125	133	139.7	120	133	270
	150	159	168	150	146	300

直通止回阀 Straight Type Check Valve						
型号 Model	通径 Nominal Diameter (DN)	尺寸 (mm) Size (mm)				
		ΦD-GB	ΦD-DIN	ΦD1	L	H
CVD-S	15	22	21.3	15	120	103
	20	27	27	20	120	103
	25	32	33.7	25	120	103
	32	38	42.4	32	156	131
	40	45	48.3	38	156	131
	50	57	60.3	49	149	140
	65	76	76	62	176	164
	80	89	89	76	254	215
	100	108	114	96	264	261
	125	133	139.7	120	320	316

1、技术参数 Technical Parameter

- 公称通径: DN15-DN150
Nominal Diameter: DN15-DN150
- 公称压力: 4.0MPa
Nominal Pressure: 4.0MPa
- 适用介质: R12,R22,R502,R134a,R404a,R507,R717等制冷剂。
Applicable Medium: R12,R22,R502,R134a,R404a,R507,R717 and other refrigerants.
- 适用温度: $-46^{\circ}\text{C} \sim +150^{\circ}\text{C}$
Applicable Temperature: $-46^{\circ}\text{C} \sim +150^{\circ}\text{C}$
- 结构形式: 角式结构代号A 直通结构代号S
Structure Form: Angle Type Structure code is A
Straight Type Structure code is S



角式截止止回阀 Angle Type Regulating Valve

型号 Model	通径 Nominal Diameter (DN)	尺寸 (mm) Size (mm)						
		ΦD-GB	ΦD-DIN	ΦD1	L	H	H1	H2
SCV-A	15	22	21.3	15	45	203	189	230
	20	27	27	20	45	203	189	230
	25	32	33.7	25	45	203	189	230
	32	38	42.4	32	56	265	247	309
	40	45	48.3	38	56	265	247	309
	50	57	60.3	49	60	257	237	292
	65	76	76	62	90	287	263	324
	80	89	89	76	106	328	300	378
	100	108	114	96	121	368	331	414
	125	133	139.7	120	133	502	442	554
150	159	168	150	146	546	471	591	

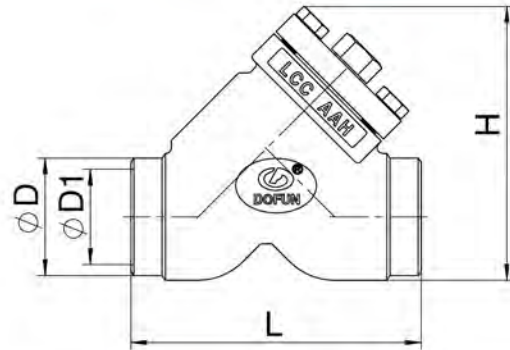
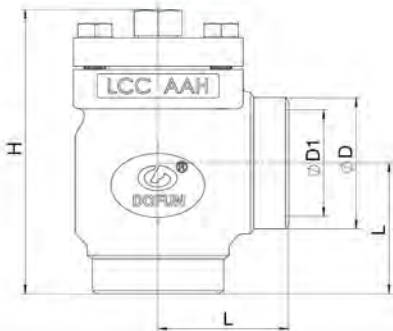
直通截止止回阀 Straight Type Stop Check Valve

型号 Model	通径 Nominal Diameter (DN)	尺寸 (mm) Size (mm)						
		ΦD-GB	ΦD-DIN	ΦD1	L	H	H1	H2
SCV-S	15	22	21.3	15	120	175	166	174
	20	27	27	20	120	175	166	174
	25	32	33.7	25	120	175	166	174
	32	38	42.4	32	156	219	206	236
	40	45	48.3	38	156	219	206	236
	50	57	60.3	49	149	242	228	239
	65	76	76	62	176	277	259	268
	80	89	89	76	216	323	303	312
	100	108	114	96	264	380	354	353
	125	133	139.7	120	330	520	478	464

1、技术参数 Technical Parameter

- 公称通径: DN15-DN150
Nominal Diameter: DN15-DN150
- 公称压力: 4.0MPa
Nominal Pressure: 4.0MPa
- 适用介质: R12,R22,R502,R134a,R404a,R507,R717等制冷剂。
Applicable Medium: R12, R22, R502, R134a, R404a, R507, R717 and other refrigerants.

- 适用温度: -46°C ~ +150°C
Applicable Temperature: -46 °C ~ + 150 °C
- 滤网规格有150目、100目、72目、38目, 可以根据不同的管路系统要求选配。
The specifications of the filter screen are 150 mesh, 100 mesh, 72 mesh, 38 mesh, which can be selected according to the requirements of different pipeline.



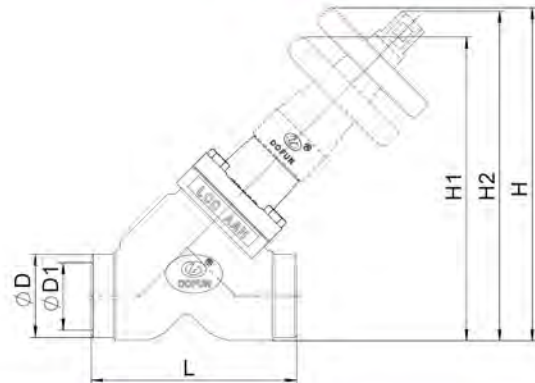
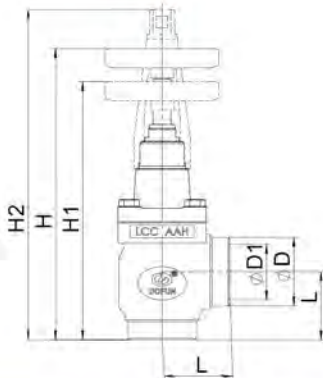
角式过滤器 Angle Type Filter						
型号 Model	通径 Nominal Diameter (DN)	尺寸 (mm) Size (mm)				
		ΦD-GB	ΦD-DIN	ΦD1	L	H
FVD-A	15	22	21.3	15	45	115.5
	20	27	27	20	45	115.5
	25	32	33.7	25	45	115.5
	32	38	42.4	32	56	141.5
	40	45	48.3	38	56	141.5
	50	57	60.3	49	60	130
	65	76	76	62	90	148
	80	89	89	76	106	224
	100	108	114	96	121	253
	125	133	139.7	120	133	273.5
	150	159	168	150	146	311

直通过滤器 Straight Type Filter						
型号 Model	通径 Nominal Diameter (DN)	尺寸 (mm) Size (mm)				
		ΦD-GB	ΦD-DIN	ΦD1	L	H
FVD-S	15	22	21.3	15	120	103
	20	27	27	20	120	103
	25	32	33.7	25	120	103
	32	38	42.4	32	156	131
	40	45	48.3	38	156	131
	50	57	60.3	49	149	140
	65	76	76	62	176	164
	80	89	89	76	254	215
	100	108	114	96	264	261
	125	133	139.7	120	320	316
	150	159	168	150	370	371

1、技术参数 Technical Parameter

- 公称通径: DN15-DN150
Nominal Diameter: DN15-DN150
- 公称压力: 6.3MPa
Nominal Pressure: 6.3MPa
- 适用介质: R12,R22,R502,R134a,R404a,R507,R717,CO2等制冷剂。
Applicable Medium: R12, R22, R502, R134a, R404a, R507, R717, CO2 and other refrigerants.

- 适用温度: -46°C ~ +150°C
Applicable Temperature: -46 °C ~ + 150 °C
- 结构形式: 角式结构代号A 直通结构代号S
Structure Form:
Angle Type Structure' s code is A
Straight Type Structure' s code is S

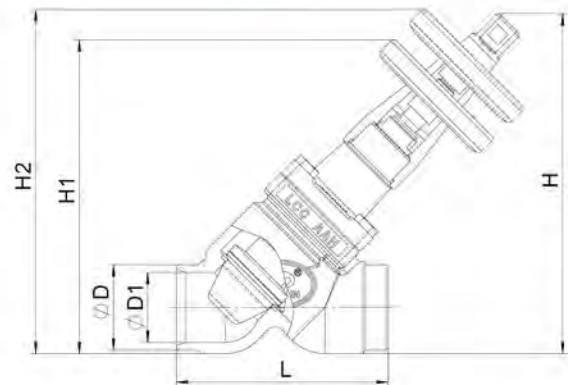
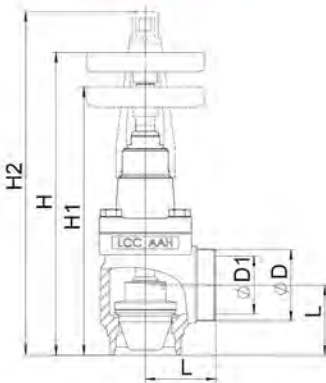


角式PN63截止阀 Angle Type PN63 Stop Valve								
型号 Model	通径 Nominal Diameter (DN)	尺寸 (mm) Size (mm)						
		ΦD-GB	ΦD-DIN	ΦD1	L	H	H1	H2
SVD-HA	15	22	21.3	15	45	203	189	230
	20	27	27	20	45	203	189	230
	25	32	33.7	25	45	203	189	230
	32	38	42.4	32	56	265	247	309
	40	45	48.3	38	56	265	247	309
	50	57	60.3	49	60	257	237	292
	65	76	76	62	90	287	263	324
	80	89	89	76	106	328	300	378
	100	108	114	96	121	368	331	414
	125	133	139.7	120	133	502	442	554
150	159	168	150	146	546	467	591	

直通PN63截止阀 Straight Type PN63 Stop Valve								
型号 Model	通径 Nominal Diameter (DN)	尺寸 (mm) Size (mm)						
		ΦD-GB	ΦD-DIN	ΦD1	L	H	H1	H2
SVD-HS	15	22	21.3	15	120	175	166	174
	20	27	27	20	120	175	166	174
	25	32	33.7	25	120	175	166	174
	32	38	42.4	32	156	219	206	236
	40	45	48.3	38	156	219	206	236
	50	57	60.3	49	149	242	228	239
	65	76	76	62	176	277	259	268
	80	89	89	76	216	323	303	312
	100	108	114	96	264	380	354	353
	125	133	139.7	120	330	520	478	464
	150	159	168	150	370	570	525	513

1、技术参数 Technical Parameter

- 公称通径: DN15-DN125
Nominal Diameter: DN15-DN125
- 公称压力: 6.3MPa
Nominal Pressure: 6.3MPa
- 适用介质: R12,R22,R502,R134a,R404a,R507,R717,CO2等制冷剂。
Applicable Medium: R12, R22, R502, R134a, R404a, R507, R717 CO2 and other refrigerants.
- 适用温度: -46°C ~ +150°C
Applicable Temperature: -46 °C ~ + 150 °C
- 结构形式: 角式结构代号A 直通结构代号S
Structure Form:
Angle Type Structure' s Code is A
Straight Type Structure' s Code is S



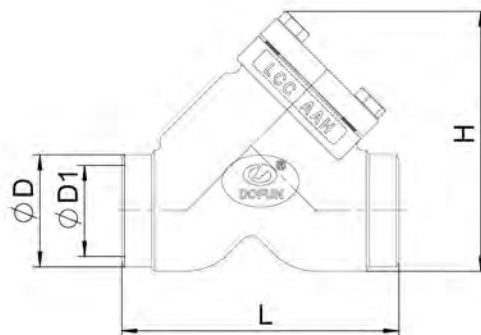
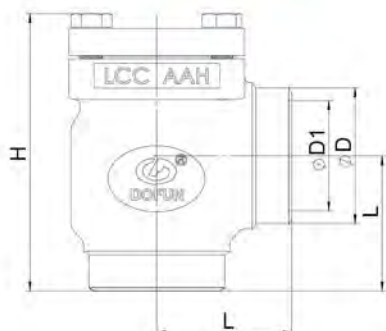
角式PN63节流阀 Angle Type PN63 Regulating Valve								
型号 Model	通径 Nominal Diameter (DN)	尺寸 (mm) Size (mm)						
		ΦD-GB	ΦD-DIN	ΦD1	L	H	H1	H2
TVD-HA	15	22	21.3	15	45	203	189	230
	20	27	27	20	45	203	189	230
	25	32	33.7	25	45	203	189	230
	32	38	42.4	32	56	265	247	309
	40	45	48.3	38	56	265	247	309
	50	57	60.3	49	60	257	237	292
	65	76	76	62	90	287	263	324
	80	89	89	76	106	328	300	378
	100	108	114	96	121	368	331	414
125	133	139.7	120	133	502	442	554	

直通PN63节流阀 Straight Type PN63 Regulating Valve								
型号 Model	通径 Nominal Diameter (DN)	尺寸 (mm) Size (mm)						
		ΦD-GB	ΦD-DIN	ΦD1	L	H	H1	H2
TVD-HS	15	22	21.3	15	120	175	166	174
	20	27	27	20	120	175	166	174
	25	32	33.7	25	120	175	166	174
	32	38	42.4	32	156	219	206	236
	40	45	48.3	38	156	219	206	236
	50	57	60.3	49	149	242	228	239
	65	76	76	62	176	277	259	268
	80	89	89	76	216	323	303	312
	100	108	114	96	264	380	354	353
	125	133	139.7	120	330	520	478	464

1、技术参数 Technical Parameter

- 公称通径: DN15-DN150
Nominal Diameter: DN15-DN150
- 公称压力: 6.3MPa
Nominal Pressure: 6.3MPa
- 适用介质: R12,R22,R502,R134a,R404a,R507,R717,CO2等制冷剂。
Applicable Medium: R12, R22, R502, R134a, R404a, R507, R717, CO2 and other refrigerants.

- 适用温度: -46°C ~ +150°C
Applicable Temperature: -46 °C ~ + 150 °C
- 结构形式: 角式结构代号A 直通结构代号S
Structure Form:
Angle Type Structure' s Code is A
Straight Type Structure' s Code is S

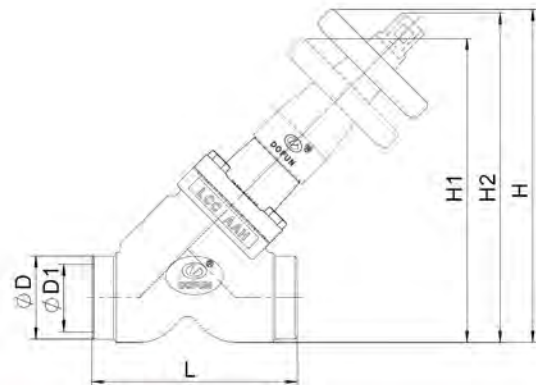
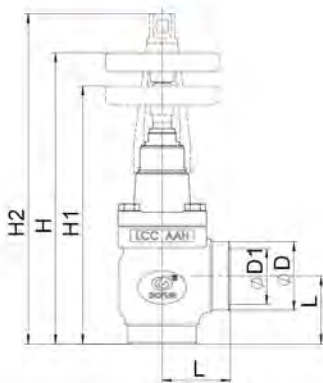


角式PN63止回阀 Angle Type PN63 Check Valve						
型号 Model	通径 Nominal Diameter	尺寸 (mm) Size (mm)				
		ΦD-GB	ΦD-DIN	ΦD1	L	H
CVD-HA	15	22	21.3	15	45	108
	20	27	27	20	45	108
	25	32	33.7	25	45	108
	32	38	42.4	32	56	136
	40	45	48.3	38	56	136
	50	57	60.3	49	60	124
	65	76	76	62	90	147
	80	89	89	76	106	185.5
	100	108	114	96	121	248
	125	133	139.7	120	133	270
	150	159	168	150	146	300

直通PN63止回阀 Straight Type PN63 Check Valve						
型号 Model	通径 Nominal Diameter (DN)	尺寸 (mm) Size (mm)				
		ΦD-GB	ΦD-DIN	ΦD1	L	H
CVD-HS	15	22	21.3	15	120	103
	20	27	27	20	120	103
	25	32	33.7	25	120	103
	32	38	42.4	32	156	131
	40	45	48.3	38	156	131
	50	57	60.3	49	149	140
	65	76	76	62	176	164
	80	89	89	76	216	215
	100	108	114	96	264	261
	125	133	139.7	120	330	316

1、技术参数 Technical Parameter

- 公称通径: DN15-DN150
Nominal Diameter: DN15-DN150
- 公称压力: 6.3MPa
Nominal Pressure: 6.3MPa
- 适用介质: R12,R22,R502,R134a,R404a,R507,R717,CO2等制冷剂。
Applicable Medium: R12, R22, R502, R134a, R404a, R507, R717, CO2 and other refrigerants.
- 适用温度: -46°C ~ +150°C
Applicable Temperature: -46 °C ~ + 150 °C
- 结构形式: 角式结构代号A 直通结构代号S
Structure Form:
Angle Type Structure' s Code is A
Straight Type Structure' s Code is S



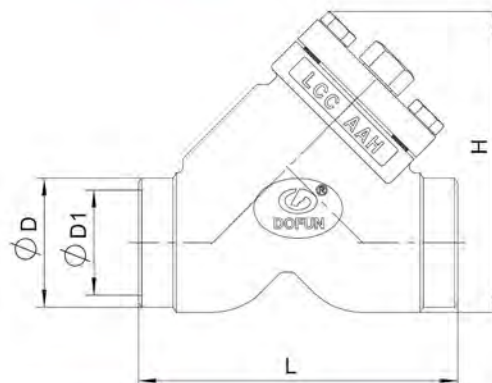
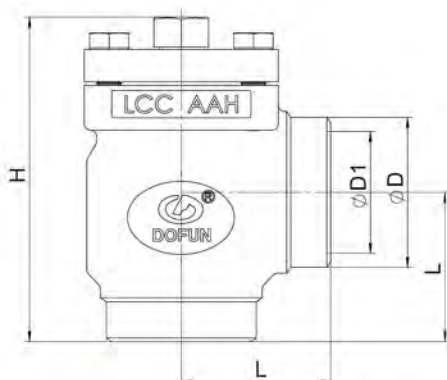
角式PN63截止止回阀 Angle Type PN63 Stop Check Valve								
型号 Model	通径 Nominal Diameter (DN)	尺寸 (mm) Size (mm)						
		ΦD-GB	ΦD-DIN	ΦD1	L	H	H1	H2
SCV-HA	15	22	21.3	15	45	203	189	230
	20	27	27	20	45	203	189	230
	25	32	33.7	25	45	203	189	230
	32	38	42.4	32	56	265	247	309
	40	45	48.3	38	56	265	247	309
	50	57	60.3	49	60	257	237	292
	65	76	76	62	90	287	263	324
	80	89	89	76	106	328	300	378
	100	108	114	96	121	368	331	414
	125	133	139.7	120	133	502	442	554
150	159	168	150	146	546	472	591	

直通PN63截止止回阀 Straight Type PN63 Stop Check Valve								
型号 Model	通径 Nominal Diameter (DN)	尺寸 (mm) Size (mm)						
		ΦD-GB	ΦD-DIN	ΦD1	L	H	H1	H2
SVD-HS	15	22	21.3	15	120	175	166	174
	20	27	27	20	120	175	166	174
	25	32	33.7	25	120	175	166	174
	32	38	42.4	32	156	219	206	236
	40	45	48.3	38	156	219	206	236
	50	57	60.3	49	149	242	228	239
	65	76	76	62	176	277	259	268
	80	89	89	76	216	323	303	312
	100	108	114	96	264	380	354	353
	125	133	139.7	120	330	520	478	464

1、技术参数 Technical Parameter

- 公称通径: DN15-DN150
Nominal Diameter: DN15-DN150
- 公称压力: 6.3MPa
Nominal Pressure: 6.3MPa
- 适用介质: R12,R22,R502,R134a,R404a,R507,R717,CO2等制冷剂。
Applicable Medium: R12, R22, R502, R134a, R404a, R507, R717, CO2 and other refrigerants.

- 适用温度: -46°C ~ +150°C
Applicable Temperature: -46 °C ~ + 150 °C
- 滤网规格有150目、100目、72目、38目, 可以根据不同的管路系统要求选配。
The specifications of the filter screen are 150 mesh, 100 mesh, 72 mesh, 38 mesh, which can be selected according to the requirements of different pipeline.



角式PN63过滤器 Angle Type PN63 Filter						
型号 Model	通径 Nominal Diameter (DN)	尺寸 (mm) Size (mm)				
		ΦD-GB	ΦD-DIN	ΦD1	L	H
FVD-HA	15	22	21.3	15	45	115.5
	20	27	27	20	45	115.5
	25	32	33.7	25	45	115.5
	32	38	42.4	32	56	141.5
	40	45	48.3	38	56	141.5
	50	57	60.3	49	60	130
	65	76	76	62	90	148
	80	89	89	76	106	224
	100	108	114	96	121	253
	125	133	139.7	120	133	273.5
	150	159	168	150	146	311

直通PN63过滤器 Straight Type PN63 Filter						
型号 Model	通径 Nominal Diameter (DN)	尺寸 (mm) Size (mm)				
		ΦD-GB	ΦD-DIN	ΦD1	L	H
FVD-HS	15	22	21.3	15	120	103
	20	27	27	20	120	103
	25	32	33.7	25	120	103
	32	38	42.4	32	156	131
	40	45	48.3	38	156	131
	50	57	60.3	49	149	140
	65	76	76	62	176	164
	80	89	89	76	254	215
	100	108	114	96	264	261
	125	133	139.7	120	320	316
	150	159	168	144	370	371

1、技术参数 Technical Parameter

- 公称通径: DN15-DN40
Nominal diameter: DN15-DN40
- 公称压力: 6.3MPa
Nominal pressure: 6.3MPa
- 适用介质: 适用介质: R12,R22,R502,R134a,R404a,R507,R717,CO2等制冷剂。
Applicable Medium: R12, R22, R502, R134a, R404a, R507, R717, CO2 and other refrigerants.
- 适用温度: -60°C ~ +150°C
Applicable temperature: -60 °C ~ + 150 °C
- 结构形式: 角式结构代号A 直通结构代号S
Structure Form: Angle Type structure code is A Straight Type structure code is S



不锈钢角式截止阀 Stainless Steel Angle Type Stop Valve								
型号 Model	通径 Nominal Diameter (DN)	尺寸 (mm) Size (mm)						
		ΦD-GB	ΦD-DIN	ΦD1	L	H	H1	H2
SSVD-A	15	22	21.3	15	45	203	189	230
	20	27	27	20	45	203	189	230
	25	32	33.7	25	45	203	189	230
	32	38	42.4	32	56	265	247	309
	40	45	48.3	38	56	265	247	309

直通不锈钢截止阀 Stainless Steel Straight Type Stop Valve								
型号 Model	通径 Nominal Diameter (DN)	尺寸 (mm) Size (mm)						
		ΦD-GB	ΦD-DIN	ΦD1	L	H	H1	H2
SSVD-S	15	22	21.3	15	120	175	166	174
	20	27	27	20	120	175	166	174
	25	32	33.7	25	120	175	166	174
	32	38	42.4	32	156	219	206	236
	40	45	48.3	38	156	219	206	236

1、技术参数 Technical Parameter

- 公称进口口径: DN25-DN50
Nominal diameter: DN25-DN50
- 公称压力: 2.8MPa
Nominal pressure: 2.8MPa
- 适用介质: R12, R22, R502, R134a, R404a, R507, R717等制冷剂。
Applicable medium: R12, R22, R502, R134a, R404a, R507, R717 and other refrigerants.
- 适用温度: -46℃ ~ +150℃
Applicable temperature: -46℃ ~ +150℃



2、说明 Instruction

DSV3化霜三通阀通过电磁阀控制在制冷、除霜两路之间的转换, A接口连接蒸发器, B接口压缩机吸气, C 接口连接排气管。当电磁阀线圈失电关闭时, 通向C口处管路关闭, A, B通道打开, 介质从蒸发器流向压缩机, 压缩机正常吸气;

Installation instructions: DSV3 Defrosting Three-way Valve is used to control the conversion between refrigeration and defrosting through a solenoid valve. The A interface is connected to the evaporator, the B interface is connected to the compressor, and the C interface is connected to the exhaust pipe. When the solenoid valve coil is de-energized and closed, the pipeline leading to port C is closed, channels A and B are opened, the medium flows from the evaporator to the compressor, and the compressor normally sucks in;

当电磁阀线圈得电打开时, 通向B接口处管路关闭, 此时排气管中的热气通过C口, 从A口进入蒸发器, 进行化霜。

When the solenoid valve coil is energized and opened, the pipeline leading to the B interface is closed. At this time, the hot air in the exhaust pipe passes through the C port and enters the evaporator from the A port for defrosting.

安装时, 电磁阀线圈不得朝下, 保持阀内部清洁。DSV3化霜三通阀只能与排气集成总管连接, 不允许与排气主管直接相连。

When installing, the solenoid valve coil must not face downwards to keep the inside of the valve clean. The DSV3 Defrosting Three-way Valve can only be connected to the exhaust integrated main pipe, and not directly connected to the exhaust main pipe.

3、订货 Order Goods

- 需指定型号, 公称进口口径
Please tell us the model, nominal diameter
- 如: DSV3-25
E.g.: DSV3-25
表示进口口径DN25化霜三通阀
It is means inlet nominal diameter DN25 Defrosting Three-way valve

化霜三通阀 DSV3 Defrosting Three-way Valve DSV3							
型号 Model	尺寸 (mm) Size (mm)						
	D1	D2	L	L1	L2	L3	H
DSV3-25	34	28	135	100	25	20	263
DSV3-32	42	28	135	100	25	20	263
DSV3-40	49	35	138	130	20	20	317
DSV3-50	58.5	35	138	130	20	20	317

1、技术参数 Technical Parameter

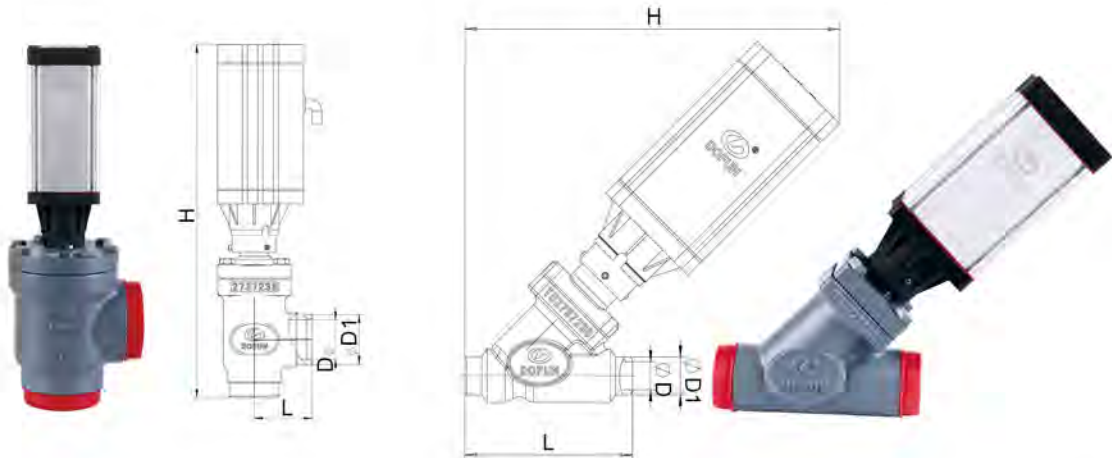
- ◆ 模拟信号0-10V、4-20mA，PLC总线控制模式；
Analog Signal 0-10V, 4-20mA, PLC bus control mode;
- ◆ 模块化设计，方便安装、保养、维修；
Modular design, easy to install, maintain and repair;
- ◆ 5级外密封结构，保证零泄漏；
Grade 5 outer seal structure ensures zero leakage;
- ◆ 温度范围：-46℃~+150℃
Temperature Range: -46 °C ~ + 150 °C
- ◆ 电源电压：24V
Power Supply Voltage: 24V
- ◆ 公称通径：DN20-DN125
Nominal Diameter: DN20-DN125
- ◆ 公称压力：4.0MPa
Nominal Pressure: 4.0MPa
- ◆ 结构形式：角式结构代号A 直通结构代号S
Structure Form: Angle Type Structure' s code is A
Straight Type Structure' s code is B

2、说明 Instruction

用于工业制冷各管路中的控制阀，方便实现自动化控制
Instruction:Used for Control Valves in industrial refrigeration pipelines
easy to realize automatic control.

3、订货 Order Goods

- ◆ 需指定型号、结构形式
Please tell us the model and structure type you want when ordering.
- ◆ 例：DFMV40-A
E.g.:DFMV40-A
表示DN40角式电动阀
It is means Angle type Motor Valve.

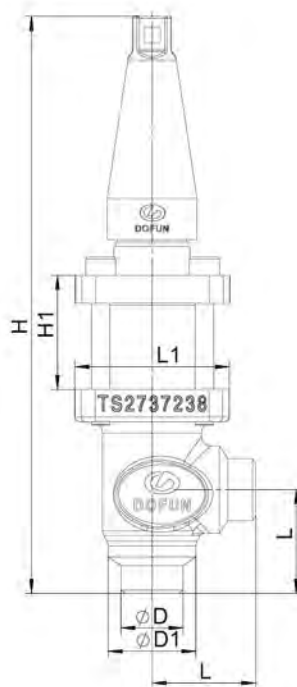


角式电动阀 Angle Type Motor Valve						
型号 Model	通径 Nominal Diameter (DN)	尺寸 (mm) Size (mm)				
		ΦD1-GB	ΦD1-DIN	ΦD	L	H
DFMV-A	15	22	21.3	15	120	268
	20	27	27	20	45	315
	25	32	33.7	25	45	315
	32	38	42.4	32	56	368
	40	45	48.3	38	56	368
	50	57	60.3	49	60	390
	65	76	76	62	90	390
	80	89	89	76	106	430
	100	108	114	96	121	468
	125	133	139.7	120	133	495

直通电动阀 Straight Type Motor Valve						
型号 Model	通径 Nominal Diameter (DN)	尺寸 (mm) Size (mm)				
		ΦD1-GB	ΦD1-DIN	ΦD1	L	H
DFMV-S	15	22	21.3	15	120	268
	20	27	27	20	120	268
	25	32	33.7	25	120	268
	32	38	42.4	32	156	335
	40	45	48.3	38	156	335
	50	57	60.3	49	149	352
	65	76	76	62	176	352
	80	89	89	76	216	395
	100	108	114	96	264	423
	125	133	139.7	120	320	443

1、技术参数 Technical Parameter

- 公称通径: DN20-DN25
Nominal Diameter: DN20-DN25
- 压力调整范围: 2-6.5bar, 3.5-8bar
Pressure Adjustment Range: 2-6.5bar 3.5-8bar
- 适用介质: R12,R22,R502,R134a,R404a,R507,R717等制冷剂。
Applicable Medium: R12,R22,R502,R134a,R404a,R507,R717 and other refrigerants.
- 适用温度: -46°C ~ +150°C
Applicable Temperature: -46 °C ~ + 150 °C



型号 Model	通径 Nominal Diameter (DN)	尺寸 (mm) Size (mm)						连接方式 Connection
		φD	φD1	L	L1	H	H1	
OFD	20	26.9	38	45	60	250.5	49.5	对焊连接 Butt welding
	25	33.7	38	45	60	250.5	49.5	

1. 技术参数 Technical Parameter

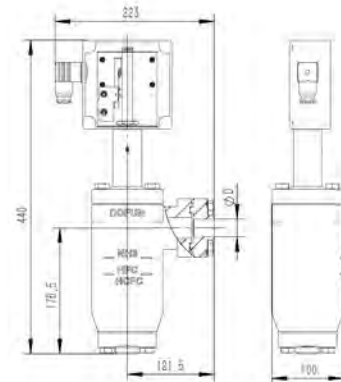
- 公称通径: DN20-DN25
Nominal Diameter: DN20-DN25
- 制冷剂: 适用于氨在内的各种不可燃制冷剂及无腐蚀性的气体、液体, 但要注意使用相应的密封材料, 可燃性碳氢化合物不推荐使用。
Refrigerant: Applicable to various non-flammable refrigerants such as ammonia and non-corrosive gases and liquids, but pay attention to the use of corresponding sealing materials. Flammable hydrocarbons are not recommended.
- 温度范围: $-46^{\circ}\text{C} \sim +65^{\circ}\text{C}$
Temperature Range: $-46^{\circ}\text{C} \sim +65^{\circ}\text{C}$
- 压力范围: 最大工作压力: 28 bar g
Pressure Range: Max. Working pressure: 28 bar g
- 电气参数: 微电子单刀双掷开关
Electrical Parameters: Microelectronic single pole double throw switch
250 V a.c / 10 A 30 V d.c / 5 A 有常开及常闭两种功能
250 V a.c / 10 A 30 V d.c / 5 A It has two functions: normally open and normally closed.
- DIN43650接线标准: PG11, 8-10mm
DIN43650 Cable Standard: PG11, 8-10mm
- 接线: $1.5\text{mm}^2(16\text{AWG})3 + \text{PE}$, IP65
Cable: $1.5\text{mm}^2(16\text{AWG})3 + \text{PE}$, IP65
- 外接法兰接口公称通径: DN20、DN25
Nominal Diameter Of External Flange Interface: DN20, DN25
- 回差: 12.5-50mm, 出厂默认50mm, 调节步长12.5mm
Float Level Difference: 12.5- 50mm, Factory default 50mm, Adjust the step length 12.5mm



2. 说明 Instruction

LS50液位开关是以浮球为感应元件, 浮球在液体里时随液位浮力产生变化, 随着液位升降, 带动触头升降; 在开关机构上安装一个永久性磁铁, 当浮球随着液位升高时, 触头进入磁铁的磁场中, 然后磁铁把触头迅速闭合, 使开关动作。当液位下降时, 复位弹簧使磁铁缩回, 从而解除开关机构的动作, 实现了液位自动控制过程。

LS50 Liquid Level Switch uses a floating ball as the sensing element. When the floating ball is in the liquid, it changes with the liquid level buoyancy. With the liquid level rises and falls, the contact moves up and down. Install a permanent magnet on the switch mechanism. When the float rises with the liquid level, the contact enters the magnetic field of the magnet, and then the magnet closes the contact quickly to make the switch act. When the liquid level drops, the reset spring causes the magnet to retract, thereby releasing the action of the switch mechanism and realizing the automatic control process of the liquid level.



3. 订货 Order Goods

- 需指定型号、接口通径尺寸
Please tell us the model and nominal diameter size of interface you want when ordering.
- 例: LS50-20表示DN20接口液位开关, 如不指定接口通径, 默认DN25
E.g.: LS50-20 it is means DN20 interface Liquid Switch, if the interface diameter is not specified, it will be defaulted is DN25.

型号 Model	通径 Nominal Diameter (DN)	ΦD	ΦD1
LS50	20	20	27
	25	25	33.7

1、技术参数 Technical Parameter

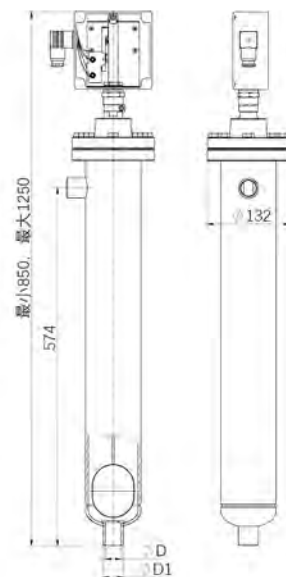
- 公称口径: DN25
Nominal Diameter: DN25
- 制冷剂: 适用于氨在内的各种不可燃制冷剂及无腐蚀性的气体、液体, 但要注意使用相应的密封材料, 可燃性碳氢化合物不推荐使用。
Refrigerant: Applicable to various non-flammable refrigerants such as ammonia and non-corrosive gases and liquids, but pay attention to the use of corresponding sealing materials. Flammable hydrocarbons are not recommended.
- 温度范围: $-46^{\circ}\text{C} \sim +65^{\circ}\text{C}$
Temperature Range $-46^{\circ}\text{C} \sim +65^{\circ}\text{C}$
- 压力范围: 最大工作压力 :28 bar g
Pressure Range: Max. Working pressure :28 bar g
- 电气参数: 微电子单刀双掷开关
Electrical Parameters: Microelectronic single pole double throw switch
250 V a.c / 10 A 30 V d.c / 5 A 有常开及常闭两种功能
250 V a.c / 10 A 30 V d.c / 5 A It has two functions: normally open and normally closed.
- DIN43650接线标准: PG11, 8-10mm
DIN43650 Cable Standard : PG11, 8-10mm
- 接线: 1.5mm²(16AWG)3 + PE, IP65
Cable: 1.5mm²(16AWG)3 + PE, IP65
- 连接方式: 对接焊接
Connection Method: Butt Welding
- 回差: 12.5-50mm, 出厂默认50mm, 调节步长12.5mm, 液位调节范围400mm
Float Level Difference: 12.5- 50mm, Factory default 50mm, Adjustment the step length 12.5m, Liquid level adjustment range 400mm



2、说明 Instruction

LLS50液位开关是以浮球为感应元件, 浮球在液体里时随液位浮力产生变化, 随着液位升降, 带动触头升降; 在开关机构上安装一个永久性磁铁, 当浮球随着液位升高时, 触头进入磁铁的磁场中, 然后磁铁把触头迅速闭合, 使开关动作。当液位下降时, 复位弹簧使磁铁缩回, 从而解除开关机构的动作, 实现了液位自动控制过程。

LLS50 Liquid Level Switch uses a floating ball as the sensing element. When the floating ball is in the liquid, it changes with the liquid level buoyancy. With the liquid level rises and falls, the contact moves up and down; Install a permanent magnet on the switch mechanism. When the float rises with the liquid level, the contact enters the magnetic field of the magnet, and then the magnet closes the contact quickly to make the switch act. When the liquid level drops, the reset spring causes the magnet to retract, thereby releasing the action of the switch mechanism and realizing the automatic control process of the liquid level.



3、订货 Order Goods

- 需指定型号LLS-50或SLLS-50
Please tell us the model LLS-50 or SLLS-50
- 例如: LLS50 表示碳钢液位开关, SLLS-50表示304不锈钢液位开关
E.g.: LLS50 means carbon steel Liquid Level Switch, SLLS-50 means 304 stainless steel Liquid Level Switch.

型号 Type	通径 Nominal Diameter (DN)	ΦD	ΦD1
LLS50	25	25	33.7
SLLS50	25	25	33.7

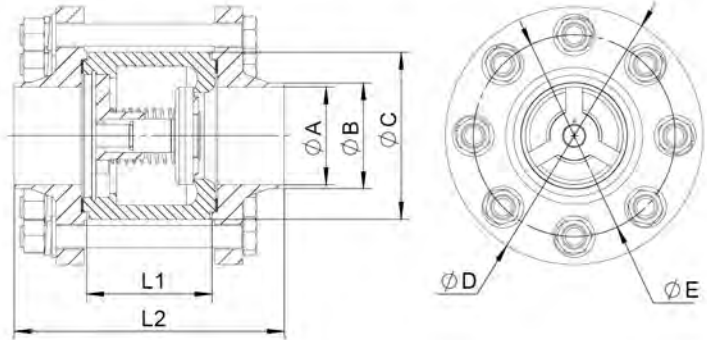
1、技术参数 Technical Parameter

- 公称通径: DN15-DN150
Nominal Diameter: DN15-DN150
- 公称压力: 2.5MPa
Nominal Pressure: 2.5MPa
- 适用介质: R12,R22,R502,R134a,R404a,R507,R717等制冷剂。
Applicable Medium: R12,R22,R502,R134a,R404a,R507,R717 and other refrigerants.
- 适用温度: -46°C ~ +150°C
Applicable Temperature: -46 °C ~ + 150 °C
- 开启压差: 0.04bar
Opening Pressure Difference: 0.04bar



3、订货 Order Goods

- 需指定型号
Please tell us the model you want when ordering.
- 例: NRVD32
E.g.: NRVD32
表示DN32对夹止回阀
It is means DN32 Neck Flange Check Valve.


对夹止回阀 Neck Flange Check Valve

型号 Model	通径 Nominal Diameter (DN)	尺寸 (mm) Size (mm)							
		φA	φB		φC	φD	φE	L1	L2
			A口	B口					
NRVD	15	15	21.3	21.3	68	115	85	65	145
	20	20	27	27	68	115	85	65	145
	25	25	33.7	32	68	115	85	65	145
	32	32	42.4	38	78	140	100	65	149
	40	40	48.3	45	88	150	110	70	160
	50	50	60.3	57	98	165	125	80	176
	65	65	76.1	76	120	185	145	90	192
	80	80	88.9	89	138	200	160	100	216
	100	100	114.5	108	160	235	190	114	244
	125	125	139.7	133	188	270	220	124	260
150	150	168.3	159	218	300	250	144	294	

1、技术参数 Technical Parameter

- 公称通径: DN15-DN150
Nominal Diameter: DN15-DN150
- 公称压力: 2.5MPa
Nominal Pressure: 2.5MPa
- 适用介质: R12,R22,R502,R134a,R404a,R507,R717等制冷剂。
Applicable Medium: R12,R22,R502,R134a,R404a,R507,R717 and other refrigerants.
- 适用温度: -46°C ~ +150°C
Applicable Temperature: -46 °C ~ + 150 °C
- 滤网规格有150目、100目、72目、38目,可以根据不同的管路系统要求选配。
The specifications of the filter screen are 150 mesh, 100 mesh, 72 mesh, 38 mesh, which can be selected according to the requirements of different pipeline.

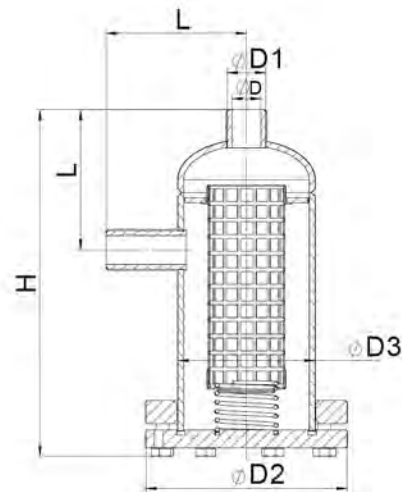


2、说明 Instruction

CFVD过滤器适用于电磁阀、压力调节阀等自动控制阀门或设备前,防止杂质对阀门和设备的磨损
CFVD filters are used in front of Solenoid Valves, pressure regulating valve and other automatic control valves or equipment to prevent the wear of valves and equipment by impurities.

3、订货 Order Goods

- 需指定型号
Please tell us the model you want when ordering.
- 例: CFVD32
E.g.CFVD32
表示DN32筒式过滤器
It is means DN32 Cartridge Filter



型号 Model	通径 Nominal Diameter (DN)	尺寸 (mm) Size (mm)					
		ΦD	ΦD1		ΦD2	L	H
			GB	DIN			
CFVD	15	15	22	21.3	150	110	270
	20	20	27	27	150	110	270
	25	25	32	33.7	150	110	270
	32	32	38	42.4	150	110	270
	40	38	45	48.3	180	140	345
	50	49	57	60.3	180	140	345
	65	62	76	76	180	140	345
	80	80	89	89	180	140	345
	100	100	108	114.3	210	145	410
	125	124	133	139.7	240	155	475
150	150	159	168.3	285	180	525	

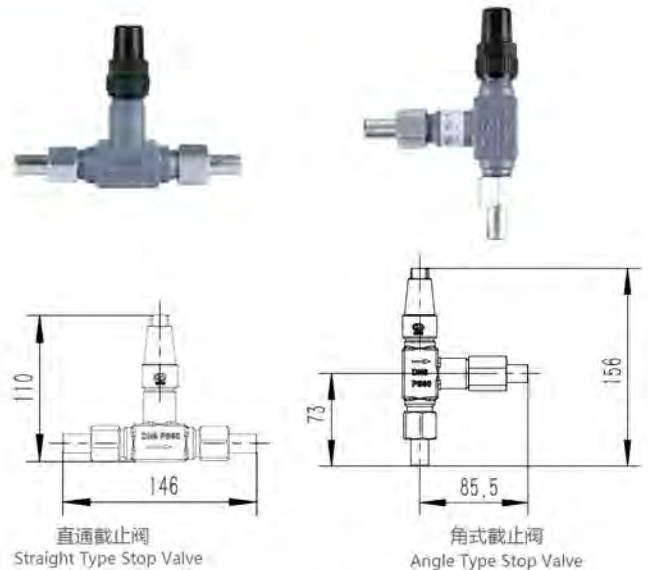
1、技术参数 Technical Parameter

- 公称通径: DN6-DN10
Nominal Diameter: DN6-DN10
- 公称压力: 4.0MPa、6.3MPa
Nominal Pressure: 4.0MPa,6.3Mpa
- 适用介质: R12,R22,R502,R134a,R404a,R507,R717,CO2等制冷剂。
Applicable Medium: R12, R22, R502, R134a, R404a, R507, R717, CO2 and other refrigerants.
- 适用温度: -46℃~+150℃
Applicable Temperature: -46 °C ~ + 150 °C


2、订货 Order Goods

- 需指定型号、结构形式、公称压力，螺纹连接时还需明确螺纹规格和连接方式
Please tell us the model, the structural type, nominal pressure, and thread connection type when ordering, and thread connection also need to specify the thread specification and connection method.
- 例: DN6-A 表示DN6角式截止阀 公称压力4.0MPa
E.g: DN6-A, it means DN6 Angle Type Stop Valve, Nominal Pressure is 4.0 MPa.
DN6-HA 表示DN6角式截止阀 公称压力6.3MPa 当不指定公称压力时, 默认状态4.0MPa
DN6-HA, it means DN6 Angle Type Stop Valve, Nominal Pressure is 6.3 MPa. When the nominal pressure is not specified, its default state is 4.0MPa.

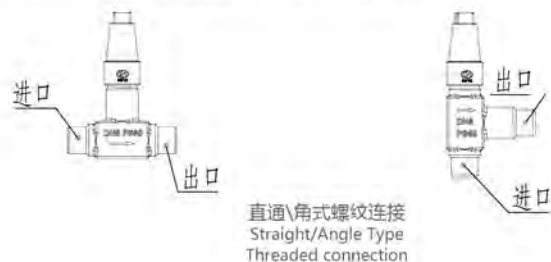
螺纹连接系列阀门螺纹规格表 Thread Specification Table Of Thread Connection Valve			
型号 Model	进口尺寸 Inlet Size	出口尺寸 Outlet Size	备注 Remark
SVS(A)-01	M20×1.5	M20×1.5	外螺纹 External thread
SVS(A)-02	NPT 1/4	NPT 1/4	可根据需要内、外螺纹组合不同形式 The internal and external threads can be combined into different forms as required.
SVS(A)-03	NPT 3/8	NPT 3/8	
SVS(A)-04	NPT 1/2	NPT 1/2	



按照需要配置DN6、DN10接头，角式配置可以根据需求加工不同的中心尺寸，图示默认配置尺寸
According to the need to configure DN6, DN10 joints, angle configuration can be processed according to different center sizes, the diagram shows default configuration size.



直焊式截止阀只保留角式结构。角式配置可以根据需求加工不同的中心尺寸，图示默认配置尺寸。
Straight Welded Type Stop Valve is only retains the angle structure. The angle configuration can process different center sizes according to requirements, and the diagram is default configuration size



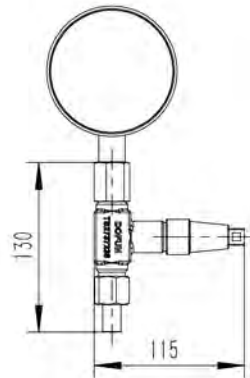
1、技术参数 Technical Parameter

- 公称通径: DN6-DN10
Nominal Diameter: DN6-DN10
- 公称压力: 4.0MPa、6.3MPa
Nominal Pressure: 4.0MPa,6.3Mpa
- 适用介质: R12,R22,R502,R134a,R404a,R507,R717,CO2等制冷剂。
Applicable Medium: R12, R22, R502, R134a, R404a, R507, R717 ,CO2 and other refrigerants.
- 适用温度: -46°C~ +150°C
Applicable Temperature: -46 °C ~ + 150 °C

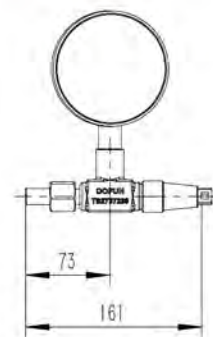
2、订货 Order Goods

- 订货需指定型号、结构形式、公称压力
Please tell us the model ,structural type and nominal pressure you want when ordering.
- 例:
E.g:
PGV10-A 表示DN10角式压力表阀, 公称压力4.0MPa
PGV10-A It is means DN10 Angle Type Pressure Gauge Valve,Nominal Pressure is 4.0MPa.
PGV10-S 表示DN10直通压力表阀, 公称压力4.0MPa
PGV10-S It is means DN10 Straight Type Pressure Gauge Valve,Nominal Pressure is 4.0MPa.
PGV10-HS 表示DN10直通压力表阀, 公称压力6.3MPa
PGV10-HS It is means DN10 Straight Type Pressure Gauge Valve,Nominal Pressure is 6.3Mpa.
压力表阀接压力表螺母默认M20×1.5, 左旋, 需要其它连接尺寸时需指明
The nut of the Pressure Gauge Valve connected to the pressure gauge defaults to M20×1.5, left-handed, and it should be specified when other connection dimensions are required.

螺纹连接系列压力表阀门螺纹规格表 Thread Specification Table Of Thread Connection Pressure Gauge Valve		
型号 Model	进口尺寸 Inlet Size	进口尺寸 Inlet Size
PGV(S/A)-01	M20×1.5	M20×1.5
PGV(S/A)-02	NPT 1/4	M20×1.5
PGV(S/A)-03	NPT 3/8	M20×1.5
PGV(S/A)-04	NPT 1/2	M20×1.5
PGV(S/A)-05	R2 1/4	M20×1.5
PGV(S/A)-06	R2 3/8	M20×1.5
PGV(S/A)-07	R2 1/2	M20×1.5



直通压力表阀



角式压力表阀

1、技术参数 Technical Parameter

- 公称进口口径: DSV1 DN25 DSV2 DN20、DN25、DN32
Nominal Inlet Diameter: DSV1 DN25 DSV2 DN20、DN25、DN32
- 出口螺纹: DSV1 NPT 3/4 DSV2 NPT 3/4、NPT 1 1/4
Thread Of Outlet: DSV1 NPT 3/4 DSV2 NPT 3/4、NPT 1 1/4
- 公称压力: 4.0MPa
Nominal Pressure: 4.0MPa
- 适用介质: R12,R22,R502,R134a,R404a,R507,R717,CO2等制冷剂。
Applicable Medium:R12,R22,R502,R134a,R404a,R507,R717,CO2 and other refrigerants.
- 适用温度: -46°C ~ +150°C
Applicable Temperature: -46 °C ~ + 150 °C

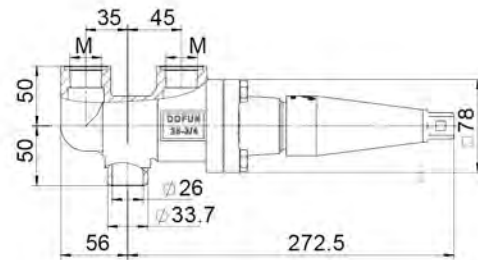
2、说明 Instruction

DSV三通截止阀主要用于连接两个安全阀，旋转阀杆可以两个安全阀之间切换，方便维护。

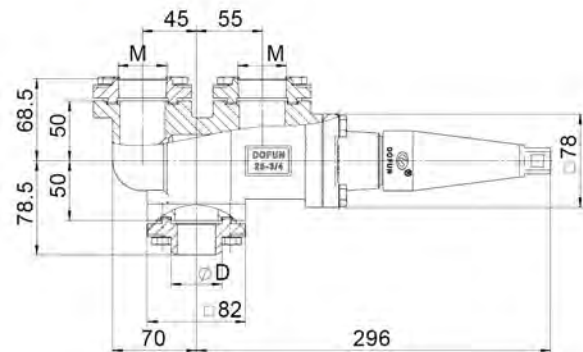
DSV The Double Stop Valve is mainly used to connect two safety valves, and the rotating stem can be switched between the two safety valves, which is convenient for maintenance.

3、订货 Order Goods

- 需指定型号、公称进口口径、出口螺纹尺寸
Please tell us the model,nominal inlet diameter, outlet thread size when ordering.
- 例: DSV2-25-3/4 表示进口口径DN25，出口NPT 3/4螺纹的DSV2三通截止阀
E.g.: DSV2-25-3/4 It is means DSV2 Double Stop Valve with inlet nominal diameter DN25,outlet thread is NPT3/4 thread .

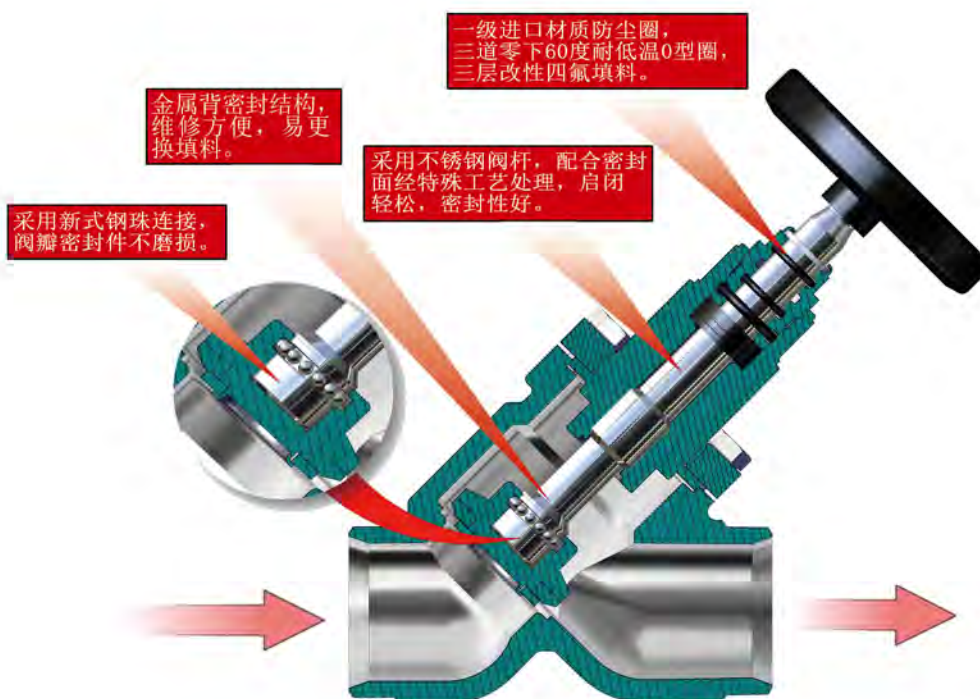


DSV1



DSV2、DSV4

三通截止阀DSV Double stop valve DSV		
型号 Model	出口螺纹尺寸 Outlet Thread size(M)	ΦD
DSV1-25	NPT3/4	33.7
DSV2-20	NPT3/4	27
DSV2-25	NPT3/4	33.7
DSV2-32	NPT3/4	42.4
DSV4-25	NPT 1 1/4	33.7
DSV4-32	NPT 1 1/4	42.4



- 1、整体阀门由低温合金钢精铸或精锻而成，Y型结构，流体阻力小，不产生热量和涡流，不存液，减少制冷剂的加注量，不产生液爆和闪发气体。
- 2、六级密封结构，全部采用进口材料，完全杜绝泄露的发生，六级保护，安全可靠。
- 3、304不锈钢阀杆高耐腐蚀性永不生锈，表面经纳米技术处理（国家专利），提高表面硬度的同时，也使光洁度Ra值 ≤ 0.03 ，近乎无摩擦，任何情况下都能实现手轮启闭（无需扳手），正常启闭5000次无泄漏，极大提高使用寿命和安全性。
- 4、高强度压铸铝阀帽，轻便不锈，铝阀帽上拥有两个不同尺寸的内四方（国家专利），实现不同型号阀门的启闭功能。
- 5、先进的模块化设计，实现同一个阀体安装不同功能组件，实现不同功能，方便快捷。
- 6、加长结构（国家专利），焊接时不需要拆卸（阀门上每个螺栓都有固定的扭力，有效避免拆卸后按照扭力不合理产生泄露的可能），有效防止焊接热量损坏密封填料。
- 7、新型阀体密封结构（国家专利），保证阀门在任何位置都能有效关闭，极大提高安全性。

- 1.The valve is made through low-temperature alloy precision casting or forging, with Y-shaped structure which can reduce the flow resistance, avoid the calorification, eddy and effusion, decrease the supplement of refrigerant, and meanwhile produce no liquid explosion or flash gas.
- 2.The six-level sealing structure uses imported materials and can thoroughly avoid leakage. Six levels of protection makes the structure more safe and reliable.
- 3.The valve rod is made of 304 stainless steel which can never be rusted. The surface is NANO processed (national patent) which has increased the surface hardness; meanwhile, the Ra value of surface finish is no more than 0.03 and the friction is almost zero. Therefore, under all cases, it can be opened and closed with the pilot wheel (no need to use any wrench). It has a testing record which is no leakage after 5000 times of operating, thus greatly enhancing the service life and safety.
4. High strength die-cast Aluminum cap of valve is used which is lightweight and stainless. Two different sizes of Quadrates (national patent) are on the cap to realize the operation of different types of valve rods
5. Advanced modular design makes it possible to assemble different functions of components on the same valve, which is quite convenient and quick
- 6.Its lengthened structure (national patent) never requires disassembling when welding (each bolt on the valve has fixed torque, effectively avoiding the leakage due to the unreasonable installation of torque when reassembling), which can effectively protect seal fillings from welding heat.
7. New type of seal structure (national patent) ensures the valve can be effectively closed at any position, greatly improving the safety.